



Since 1961

# Frost Products Ltd.

hygienic solutions at work



**SANITATION & ARCHITECTURAL  
accessories**



## ***Frost Products Ltd.***

As we approach our 60th anniversary we would like to thank our customers, employees and professional service providers. Your devoted support, hard work, and sound advice has been vital in helping us reach this special milestone.

From our beginning in 1961, Frost has been committed to becoming a leading Canadian manufacturer of quality products. Our development of Sanitation and Architectural products has allowed us to work closely within the Healthcare, Education, Food Service, Industrial and Institutional markets. Today the Frost Products brand is well recognized for quality and value in commercial markets throughout Canada, the United States, Mexico, and abroad.

In recent years Frost has focused on the development and design of a wide range of hands free and environmentally friendly products. Our theme of "Hygienic Solutions at Work" emphasizes our commitment to providing sanitation products that meet present day market demands and concerns.

Frost Products will continue to offer innovative hygienic product solutions, while delivering the quality we have built our reputations on. We believe our first 50 years is just the beginning!

**Hygienic Solutions at Work**

## **Yesterday and Today**



In 1961 Frost Products produced a wide variety of quality Canadian made furniture and fixtures. Operating from a 6,000 sq. ft. facility in Hamilton Ontario, Frost begins to build it's reputation for quality and service.

Today, Frost Products Ltd. continues it's commitment to providing quality and value. Operating from over 40,000 sq. ft. in two buildings, we continually strive to improve our core strength with upgraded manufacturing capabilities and human resources.

## Legend

Product Category:	Page
Dispensers for paper products	4-11
Waste receptacles, recycling	12-16
Combination dispenser / disposal fixtures	18-20
Sanitary napkin vendors	21-23
Sanitary napkin disposal units	23-24
Soap dispensers	25-27
Medicine cabinets	28
Sharps disposal	28
Ashtrays	29-30
Mirrors	31-32
Shelves and standard signage	33
Shower seats	34
Grab bars	35-36
Janitorial accessories	37-38
Baby change tables	38
Washroom accessories	39-40
Hand / Hair dryers	41
Site Furnishings	42

A couple of our recent additions to our product line.



Code 1124-S,  
Stainless Steel Baby Change Table  
Page 38.



Code 1198,  
Eco-Friendly Hand Dryer  
Page 41.



Code 713,  
Foam Soap Dispenser  
Page 27.

## Materials and Finishes



### Type 304 No. 4 Finish

Type 304 stainless is a standard all purpose grade recommended for food, dairy, chemical and medical industries. It is also widely used in architectural applications due to its excellent corrosion resistance. The No. 4 finish, a Frost standard, is widely used in restaurant, architectural, medical, and food processing products. All Frost stainless steel products are shipped with a removable protective plastic coating to ensure a blemish free product when installed on site.



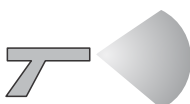
### Bright Chrome Finish

In addition to stainless steel Frost offers many of its most popular products in a "bright" chrome finish. These products are fabricated from pre-chromed sheet steel using the same processes as the stainless steel to provide an unblemished final product. Frost ships all pre-chromed products with a protective plastic film which is easily peeled off after installation.



### Cold Rolled Steel

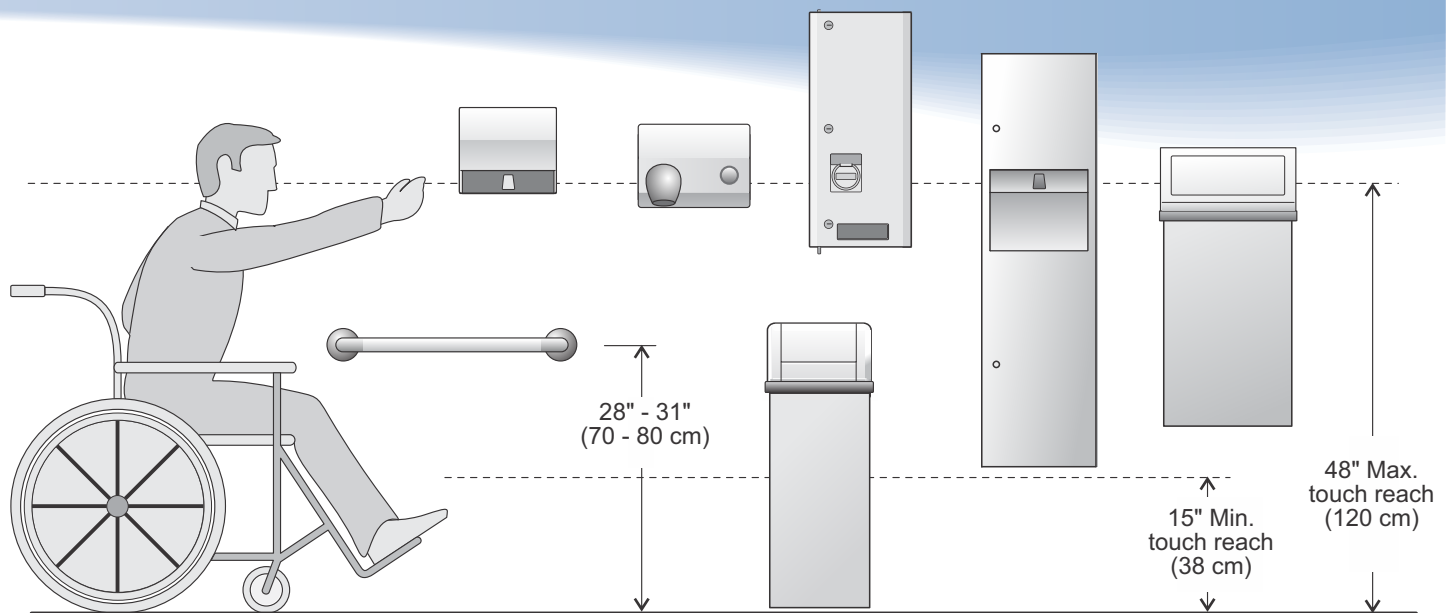
Frost uses a variety of material thicknesses ranging from 12 to 26 gauge. The variety of material gauges provide the optimum balance between durability and economy. All cold rolled stock is oiled and rust free during fabrication and degreased before final finishing.



### Epoxy Polyester Hybrid Powder

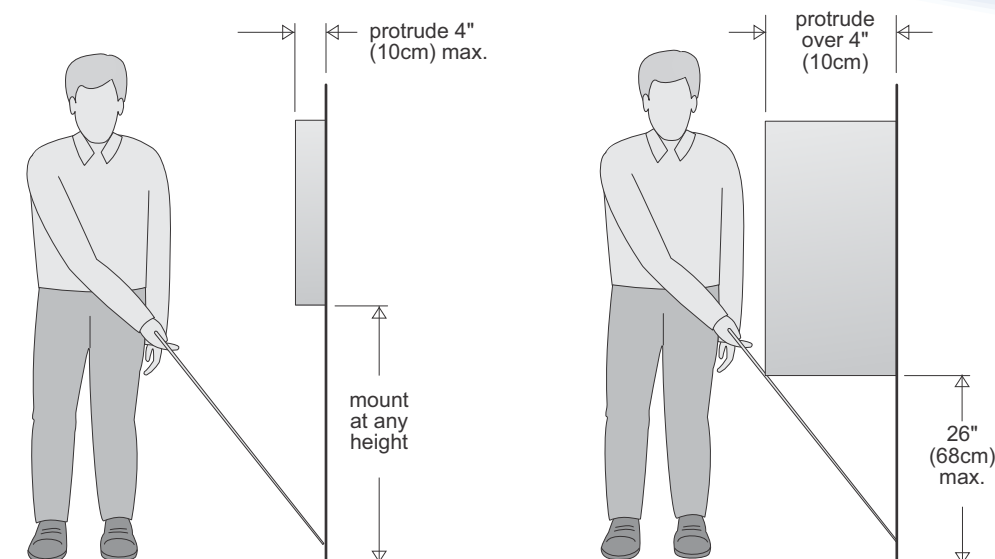
After a thorough degreasing the assembled cold rolled products are coated with a formulated epoxy hybrid powder to a thickness of approximately 3 mls. An even coating is achieved by electrostatically charging the powder particles and spraying them onto the grounded product. All coated products are then oven cured at 400 degrees F. The result is a superior baked on finish with excellent mechanical/chemical characteristics and U.V. durability. Detailed technical specifications are available upon request.

## Forward Reach Without Obstruction



**Barrier-Free access washroom guidelines:** In washroom installations designed to accommodate people with limited mobility and wheelchairs, accessories should be mounted so that the operating features meet local building codes. Mounting requirements of accessories may vary depending on the location of accessories and the direction of reach required for use. As a general guideline operating features of accessories should be mounted "above the finished floor" to allow forward reach by people in wheelchairs. Throughout this catalogue a wheelchair symbol is used to identify models that are accessible when mounted at approved heights. The wheelchair symbol is also used to identify products specifically designed to assist people with limited mobility and provide barrier-free access.

## Mounting of Protruding Detectable Objects



### Protruding Objects

Objects which protrude no more than 4" (10cm) into pedestrian areas such as walkways, halls, corridors, passageways or aisles can be mounted at any height above the floor.

### Detectable Objects

Objects with their leading edges mounted 26" (68cm) or less above the floor may protrude any amount.



# Dispensers For Paper Products



## Roll and Single Fold Dispenser

- Code 101:** White epoxy powder finish  
**Code 101-1:** White epoxy powder finish with lock  
**Code 102:** Polished chrome finish  
**Code 103:** Stainless steel type 304 No. 4 brushed finish  
**Code 103-1:** Stainless steel type 304 No. 4 brushed finish with lock

# 101™



### Specifications:

The 101 series of dispensers are an industry standard and can be used in any room or site location.

### Features:

Universal towel dispenser will accept all standard single fold and roll towels (max. 6" diameter and up to 10" wide). Available with keyed tumbler lock to reduce pilferage and vandalism. Front loading for easy service and maintenance. All welded construction of 20 and 22 gauge steel. Full length piano hinge on door. Protective edge on saw tooth cutting area.

### Stainless Steel Features:

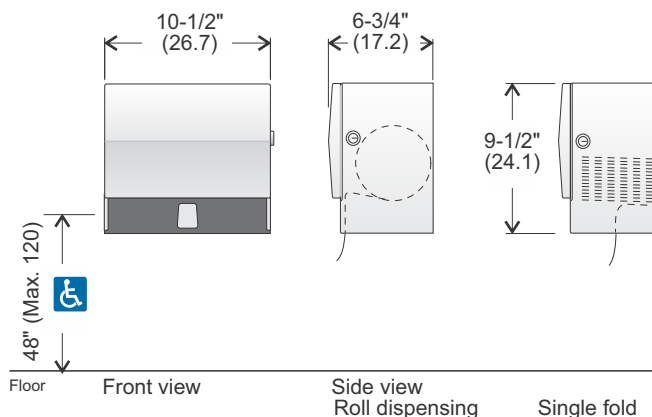
Drawn stainless steel door. All welded stainless steel (304, No. 4 brushed) construction. All doors are hinged with full length stainless steel piano hinges. Product shipped with protective plastic coating to be removed after installation.

### Shipping Weight:

5.5 lbs. (2.5 kg)

### Installation:

For unrestricted access, bottom of unit to floor must not exceed 44" (111.7 cm).



### Typical Installations:

## Educational

Frost products are found in educational institutions of all levels, nationwide. Our white goods are especially popular for their durability and value. Some of our most commonly specified items shown from left to right: Code 109-50, 109-60 and the increasingly popular recycling stations. They can be found on pages 6 and 15 respectively.



# Dispensers For Paper Products



## Jumbo Roll Towel Dispensers

**Code 101J:** White epoxy powder finish

### Specifications:

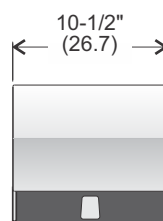
The 101J offers maximum towel capacity in a compact unit.

### Features:

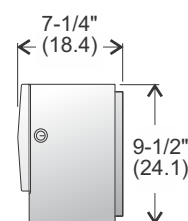
Universal towel dispenser will accept all standard roll towels (max. 7.125" diameter and up to 8" wide). This includes almost all 425 ft. jumbo rolls and the Scott 500 ft. rolls. Comes with keyed tumbler lock to reduce pilferage and vandalism. Front loading for easy service and maintenance. Jumbo roll is supported on a non removable full width roller. All welded construction of 20 and 22 gauge steel. Full length piano hinge on door. Protective edge on saw tooth cutting area.

**Shipping Weight:** 6.5 lbs. (2.94 kg)

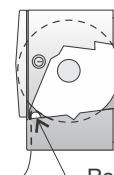
**Installation:** For unrestricted access, bottom of unit to floor must not exceed 44" (111.7 cm).



Code 101J



Code 101J  
Side View



Roller bar

Partial cutaway view  
showing towel roller bar

## Multifold Towel Dispensers

**Code 105:** White epoxy powder finish  
**Code 107:** White epoxy powder finish Stainless steel type 430 no. 4 brushed

### Specifications:

The compact size and variety of finishes makes the 105 and 107 ideal for use in any room or site location.

The unit opening will dispense multifold and "C" fold towels. Towel opening has rolled safety edge (black finish on all units). All units come with keyed tumbler lock to reduce pilferage and vandalism. Front loading for easy service and maintenance. One piece coverall door.

**Code 107:** Stainless steel (430, No. 4 brushed) construction. Product shipped with protective plastic coating to be removed after installation.

**Shipping Weight:** 5 lbs. (2.2 kg)

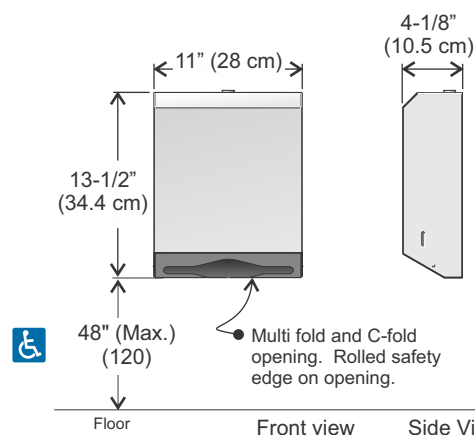
**Installation:** For unrestricted access, bottom of unit to floor must not exceed 48" (120 cm).



Code 105



Code 107



# Dispensers For Paper Products



## Control Roll Towel Dispensers

- Code 109-50W:** White epoxy powder finish  
**Code 109-50S:** Stainless steel, 430 no. 4 finish  
**Code 109-50P:** Transparent plastic front



### Specifications:

Ideal for high traffic areas.

**Dispensing:** Controlled delivery is easy with push action lever. The 109-50 is designed to dispense Jumbo 8" diameter (4" reserve roll) x 8" wide roll towels. Comes with keyed tumbler lock to reduce pilferage and vandalism. Front loading for easy service and maintenance.

**Materials:** **Code 109-50W:** All welded construction of 22 gauge CRS powder coated white finish. **Code 109-50S:** All welded construction of 22 gauge no. 4 brushed finish stainless steel.

**Shipping Weight:** **Code 109-50W&S:** 12 lbs. (5.4 kg),

**Code 109-50P:** 7 lbs. (3.2 kg)

**Installation:** For unrestricted access, bottom of unit to floor should not exceed 44" (111.7 cm). Mounting screws provided.



Code 109-50

## Auto Cut, Roll Towel Dispensers

- Code 109-60S:** Stainless steel, no. 4 finish  
**Code 109-60P:** Transparent plastic front

### Specifications:

Ideal for high traffic areas.

**Dispensing:** When pulling on the exposed length of towel the touch free dispenser will automatically cut an 11" (27cm) length, leaving a 3" length of towel to grab onto for the next dispensing action. Hands free dispenser reduces paper flow, and provides maximum hygiene. Designed to dispense jumbo roll towels max. 8" diameter. Comes with keyed tumbler lock to reduce pilferage and vandalism. Front loading for easy service and maintenance.

**Materials:** **Code 109-60:** All welded construction. **Code 109-60S:** Stainless steel, no. 4 finish. **Code 109-60P:** Smoked polycarbonate cover.

**Shipping Weight:** Code 109-60S 13.5 lbs. (6.1 kg). Code 109-60P: 11 lbs. (5 kg)



Code 109-60S

## Hands Free Towel Dispensers

- Code 109-70S:** Stainless steel, 430 no. 4 finish  
**Code 109-70P:** Transparent plastic front

### Specifications:

All exterior dimensions and material specifications same as 109-50.

**Features unique to Auto Roll Series:** Large detection zone senses hand when placed in a natural position under dispenser to deliver a standard length of towel. Towel delivery is quiet and uniform. Hands free dispenser reduces paper flow, and provides maximum hygiene. Operates with four "D" size alkaline batteries (AC adaptor also included). Four alkaline batteries have been independently tested and found to provide 35,000 hand dries, (Results will vary depending on paper quality and temperature). Designed to dispense jumbo roll towels max. 8" diameter (1.5" - 2" cores).



Code 109-70S



# Dispensers For Paper Products



## Standard Roll Dispensers

**Code 126:** Polished chrome finish

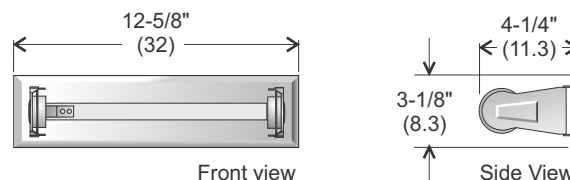
### Specifications:

All welded construction of 18 gauge steel. Pivot arm hinges on hardened steel rivets. Tension springs restrict paper consumption. Concealed locking device prevents pilferage and vandalism. Designed for standard 11" rolls.

**Shipping Weight:** 2 lbs. (0.9 kg)

### Installation:

For unrestricted access, bottom of unit to floor should not exceed 44" (111.7 cm). Mounting screws provided.



## Recessed Towel Dispensers

**Code 135A:** Fully recessed  
**Code 135B:** Semi recessed  
**Code 135C:** Surface mounted

### Specifications:

Compact fixture is well suited for multiple mountings in large high traffic areas and an ideal companion to stand alone or wall mounted waste receptacles.

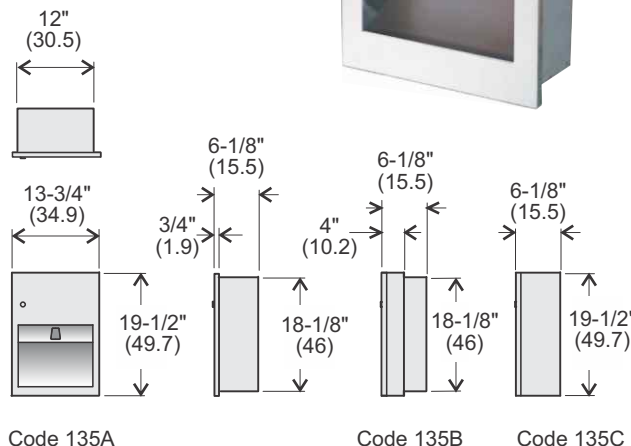
### Features:

Universal towel dispenser will accept all standard roll and single fold towels. Stainless steel (304, # 4 brushed) towel cradle. Heavy duty 18 gauge stainless steel door (304, # 4 brushed finish). Secured with a tumbler keyed lock. All doors are hinged with full length stainless steel piano hinges. Recessed body of 22 gauge corrosion resistant galvanized steel.

**Shipping Weight:** Code 135A: 18 lbs. (8.2 kg), Code 135B: 19 lbs. (8.6 kg), Code 135C: 21 lbs. (9.5 kg)

**Installation:** **Code 135A:** Provide 18-1/4" (46.5 cm) high x 12.5" (31.8 cm) wide x 6" (15.2 cm) deep wall opening.

**Code 135B:** Provide 18.25" (46.5 cm) high x 12.5" (31.8 cm) wide x 3" (7.6 cm) deep wall opening. Collar is secured between recessed body flange and wall. Drill mounting holes as required. For unrestricted access, height of top of unit to floor must not exceed 57" (144.7 cm).



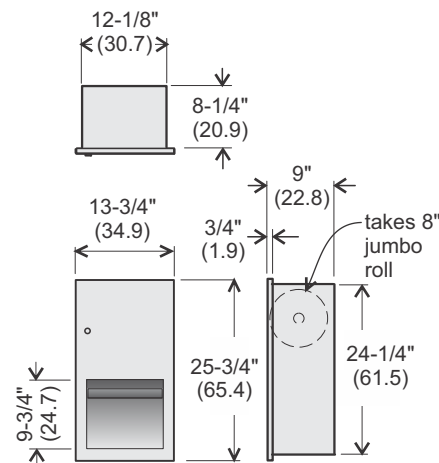
## Hands Free Towel Dispenser

**Code 135-70A:** Fully recessed  
**Code 135-70B:** Semi recessed  
**Code 135-70C:** Surface mounted

### Specifications:

Large detection zone senses hand when placed under dispenser to deliver a standard length of towel. Towel delivery is quiet and uniform. Hands free dispenser reduces paper flow, and provides maximum hygiene. Operates with four "D" size alkaline batteries. Four alkaline batteries have been independently tested and found to provide 35,000 hand dries. AC adaptor also included.

**Installation:** **135-70A:** Provide 24.625" (62.5 cm) high x 12.5" (31.7 cm) wide x 8.5" (21.5 cm) deep wall opening (3.5" deep for code 135-70B). Drill mounting holes as required. For unrestricted access, height of top of unit to floor must not exceed 63" (160 cm) (or bottom of rough opening 38" (96.5 cm) from floor, this results in the sensor area being 47" (119.3 cm) or less from floor.



All materials and specifications are the same as the Code 135 shown above.



# Dispensers For Paper Products



## Roll Toilet Tissue Dispensers

**Code 146:** Single Roll, polished chrome finish  
**Code 150:** Double Roll, polished chrome finish

### Specifications:

Ideal for areas requiring a heavy duty economical dispenser.

### Features:

Tension springs restrict paper consumption to prevent free wheeling of roll. Unit has concealed self locking device to prevent product pilferage. All welded construction of 18 gauge steel. Pivot arms hinged on hardened steel rivets. All surfaces finished in polished chrome.

### Shipping Weight:

Code 146: 1.25 lbs. (0.56 kg)

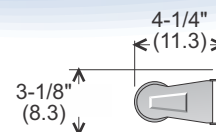
Code 150: 2.25 lbs. (1 kg)

### Installation:

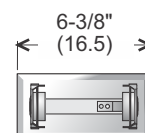
For unrestricted access, bottom of unit to floor should not exceed 44" (111.7). Mounting screws provided.



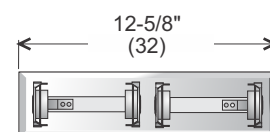
Code 146



Code 150



146 Front view



150 Front view

## Dispensers with Hood

**Code 156S:** Single Roll, stainless no. 4 brushed finish  
**Code 158S:** Double Roll, stainless no. 4 brushed finish

### Specifications:

The hooded tissue dispensers offer an attractive means of preventing product pilferage and restricting paper consumption.

### Features:

Roll tissue dispensers are standard Frost codes 146 (single) and 150 (double) as shown above. Sloped hood has tumbler keyed lock to prevent pilferage. All welded construction of 22 gauge stainless steel. Pivoting front hinged on hardened steel rivets.

### Shipping Weight:

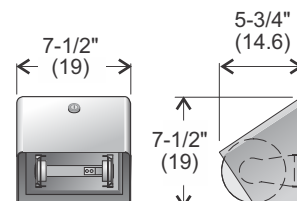
Code 156S: 2.5 lbs. (1.1 kg), Code 158S: 3.5 lbs. (1.6 kg)

### Installation:

For unrestricted access, bottom of dispenser to floor should not exceed 44" (111.7 cm). Mounting screws provided.



Code 156S

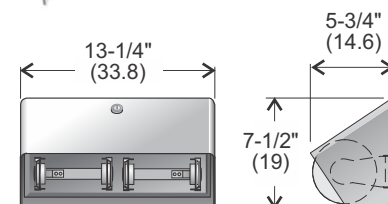


156S Front view

Side view



Code 158S



158S Front view

# Dispensers For Paper Products



## Dispensers with Shelf

**Code 158-10: Dispenser with shelf, stainless steel no. 4 brushed finish**

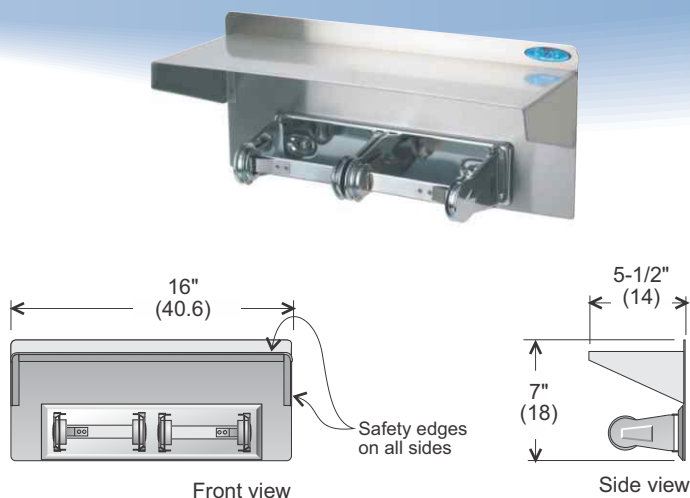
### Specifications:

Ideal for areas where excess toilet tissue rolls can be stored with the dispenser.

**Materials:** Shelf and back formed from 22 gauge stainless steel no. 4 brushed finish. Complete with double roll toilet tissue dispenser.

**Shipping Weight:** Code 158-10: 5 lbs. (2.25 kg), Code 158S: 5.5 lbs. (2.5 kg)

**Installation:** For unrestricted access, bottom of dispenser to floor should not exceed 44" (111.7 cm). Mounting screws provided.



## Roll Toilet Tissue Dispenser

**Code 159: Vertical double roll white epoxy finish**

### Specifications:

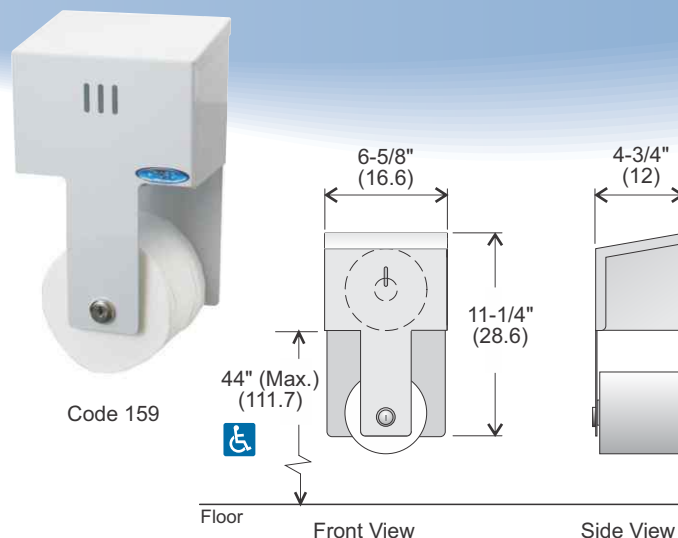
Ideal for areas requiring a heavy duty economical dispenser. Semi-concealed top promotes the use of one roll at a time.

**Features:** Dispenses all standard toilet tissue rolls including 4.2" x 4.5", 500 sheet rolls. Comes with keyed tumbler lock to prevent pilferage and vandalism. Front loading for easy service and maintenance. Tissue rolls are not removable without keyed access. Welded construction of both 18 gauge (front) and 20 gauge (back) cold rolled steel. Body secured to back with full length piano hinge.

### Capacity / Shipping Weight:

Two roll capacity, 3.5 lbs. (1.6 kg)

**Installation:** For unrestricted access, bottom of top roll to floor should not exceed 44" (111.7 cm). Mounting screws provided.



## Reserve Roll Toilet Tissue Dispenser

**Code 165: Surface mount, 304 stainless steel no. 4 finish**

**Code 165R: Recessed, 304 stainless steel no. 4 finish**

**Code 165DP: Two compartment mounting, 304 stainless steel no. 4 finish**

### Specifications:

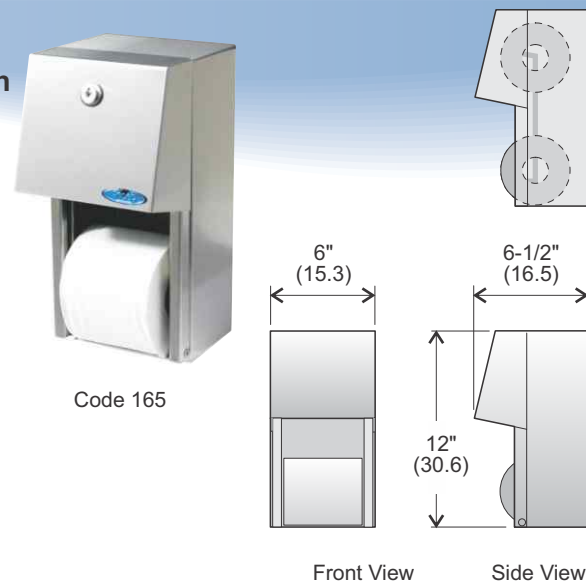
The code 165 successive access dispenser will only dispense its reserve second roll after the first roll is empty. This ensures that the custodian is replacing empty rolls only and not having to deal with two half empty rolls during maintenance rounds. Dispenses all standard toilet tissue rolls. Comes with keyed tumbler lock to reduce pilferage and vandalism. Front loading for easy service and maintenance. Rollers are non removable without keyed access. All stainless steel unit, welded construction of both 18 and 20 gauge stainless steel.

### Capacity / Shipping Weight:

Two roll capacity, 5.5 lbs. (2.5 kg)

### Installation:

For unrestricted access, bottom of unit to floor does not exceed 44" (111.7 cm). Mounting screws provided.



# Dispensers For Paper Products



## Jumbo Toilet Tissue Dispenser

- Code 166:** White epoxy finish, 10" roll maximum with 2.25" to 3" spindle diameter  
**Code 166S:** Stainless steel finish
- Code 168:** White epoxy finish, 13" roll maximum with 2.25" to 3" spindle diameter  
**Code 168S:** Stainless steel finish

### Specifications:

Wall mounted single roll dispenser offers durability in an attractive all metal keyed lock package. Welded all steel construction offers maximum fire protection.

### Shipping Weight:

Code 166: 3.5 lbs. (1.6 kg), Code 168: 4.5 lbs. (2 kg)

### Installation:

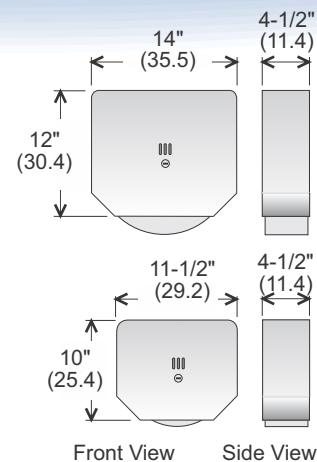
For unrestricted access, bottom of unit to floor should not exceed 44" (112 cm). Mounting screws provided.



Code 168S



Code 166



## Twin Jumbo Toilet Tissue Dispenser

- Code 169:** Twin Jumbo Toilet Tissue Dispenser, Stainless steel, 304 number 4 finish
- Code 170:** Twin Jumbo Toilet Tissue Dispenser, White epoxy finish
- Code 171-P:** Twin Jumbo Toilet Tissue Dispenser, High Quality Plastic, Black and Grey Finish

### Specifications:

Ideal for high traffic areas requiring the durability of an all steel exterior.

**Dispensing:** Holds two 9" (230mm) jumbo toilet tissue rolls. Moulded spindles can accommodate 2.25" or 3" (57 or 76mm) diameter cores. Spring loaded access tray will lock into position only when first roll on left side is depleted. Place the stub roll on the left side (default open position) and a full 9" roll in the blocked right side of the unit.

**Materials:** Code 169: Door is drawn 18 gauge stainless steel type 304 with brushed finish. Code 170: Door is drawn 18 gauge steel with white epoxy finish. Code 171-P: Constructed of high quality grey plastic back, with a Polycarbonate black cover. Includes an acrylic front window. Large viewing slot reveals tissue.

**Installation:** Recommended mounting height: Ensure the top of unit does not exceed 31" (785 cm) from height of floor.



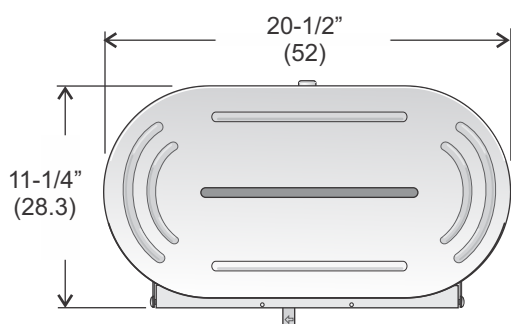
Code 169:



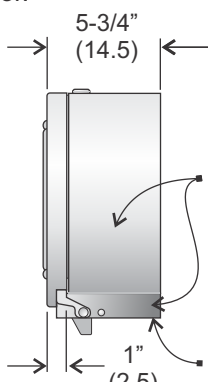
Code 170:



Code 171-P:



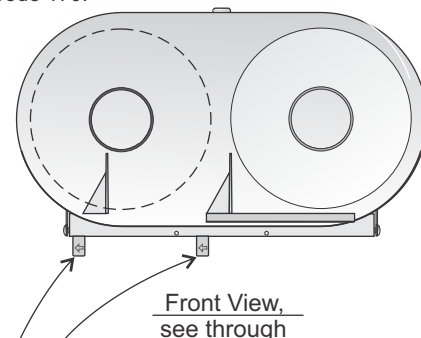
Front View



Side View

SS type 304 number 4 finish

Moulded cutting edges on all sides



### Starting position:

Unit is loaded with two full 9" dia. jumbo rolls. The roll at the left is dispensed first.

When empty the tray blocking access to the roll on the right side will slide over and lock into position. Tray automatically retracts to the starting position when door is opened.

# Dispensers for Paper Products



## Facial Tissue Dispenser

**Code 175:** Recessed, polished chrome finish  
**Code 180:** Surface mount, polished chrome finish



Code 180, 3/4 view



Code 175, 3/4 view

### Code 175 Specifications:

Face plate manufactured from 20 gauge steel. Die formed safety edge on diamond shaped opening allows easy removal of facial tissue.

Recessed body is die formed from 20 gauge corrosion resistant galvanized steel. Slide catches secure Code 175 face plate to recessed body.

**Shipping Weight:** 2 lbs. (0.9kg)

### Code 180 Specifications:

Face plate manufactured from 20 gauge steel. Die formed safety edge on diamond shaped opening allows easy removal of facial tissue. Front pivots open on steel rivets for easy access and loading, (front secured with "P" keyed lock). **Shipping Weight:** 2 lbs. (0.9kg)

## Paper Cup Dispensers

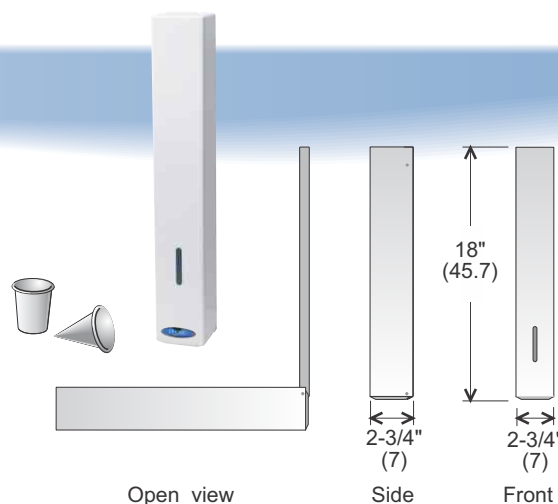
**Code 185:** White epoxy powder finish  
**Code 187:** Stainless steel type 430 no. 4 brushed finish

### Specifications:

Body and back formed from 22 gauge steel. Body hinged on hardened steel rivets pivoting forward for easy loading and maintenance. Level gauge slot on front of unit. Friction catch to secure unit in closed position. Designed to dispense standard 4 oz. rolled edge regular and cone cups.

**Shipping Weight:** 2 lbs. (0.9 kg)

**Installation:** Position bottom of fixture 48" (122cm) from floor. Secure to wall using screws and mounting holes provided.



## Table Napkin Dispensers

**Code 195:** Polished chrome finish

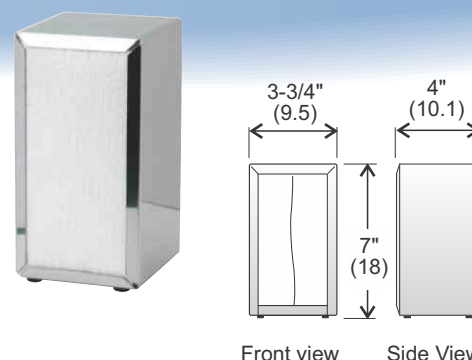
### Specifications:

Economical table napkin dispenser comes in three finishes to suit both institutional and commercial applications.

**Dispensing:** Will accept all standard napkins.

**Features:** One piece die formed body of 22 gauge steel with slight radius on corners. Spring loaded pressure plates provide consistent dispensing of napkins. Dual sided dispensing. Rubber feet to protect counter tops.

**Shipping Weight:** 1 lb. (0.5 kg)



## Toilet Seat Cover Dispensers

**Code 199W:** White epoxy finish  
**Code 199S:** Stainless steel  
**Code 199-2500:** Half fold seat covers, packed 2,500/case (10 sleeves of 250)

### Specifications:

Economical toilet seat cover dispenser comes in two finishes to suit both institutional and commercial applications.

**Dispensing:** Will accept all standard half fold toilet seat covers.

**Features:** One piece formed body of 22 gauge steel.

**Shipping Weight:** 2 lbs. (0.9 kg)

**Installation:** Position unit such that dispenser opening is a maximum of 48" (122cm) from floor. Secure to wall using screws and mounting holes provided.





## Free Standing Waste Receptacles

- Code 300-NL:** Large free standing receptacle  
42" high, (109cm), white finish
- Code 301-NL:** Medium free standing receptacle  
34-3/4" high, (88cm), white finish
- Code 302-NL:** Small free standing receptacle  
26-3/4" high, (68cm), white finish
- Code 301-NLS:** Medium free standing receptacle  
33-1/4" high, (84.5cm), stainless steel finish
- Code 301R-NL:** Medium free standing recycling receptacle  
34-3/4" high, (88cm), recycling blue finish

### Specifications:

The Frost free standing series of waste containers can be used in almost any application. The medium and small units also fit under most countertops. The all steel construction is ideally suited for fire protection and rugged use.

### Features:

Rounded soft edge design. All welded construction of 22 gauge cold rolled steel. Optional light weight 26 gauge galvanized steel liner provides extra fire protection. All units come with standard bag holder apparatus. Finished in hybrid epoxy polyester powder coat paint and black vinyl trim. Recessed feet elevate the unit to provide a neat appearance with minimal maintenance. Packaged in corrugated cartons.

### Capacity / Shipping Weight:

- 300-NL: 105 litres (28 US, 23 imp. gal.), shipping weight: 33.5 lbs. (15.2 kg)  
Recommended bag size: 35" x 50"
- 301-NL: 80 litres (21 US, 17.5 imp. gal.), shipping weight: 25.5 lbs. (11.5 kg)  
Recommended bag size: 26" x 36"
- 302-NL: 54 litres (14 US, 12 imp. gal.), shipping weight: 17.5 lbs. (8 kg)  
Recommended bag size: 26" x 36"

### Optional Liners:

- 300-500:** For code 300, 80 litres (21 US, 17.5 imp. gal.)  
Shipping weight: 10.5 lbs. (8.8 kg)  
Dimensions: 31" (78.7) x 12-1/2" (31.7) x 12-1/2" (31.7).
- 301-500:** For code 301, 64 litres (16 US, 14 imp. gal.)  
Shipping weight: 8.5 lbs. (3.9 kg)  
Dimensions: 25" (63.5) x 12-1/2" (31.7) x 12-1/2" (31.7).
- 302-500:** For code 302, 41 litres (11 US, 9 imp. gal.)  
Shipping weight: 5.5 lbs. (2.5 kg)  
Dimensions: 16" (40.6) x 12-1/2" (31.7) x 12-1/2" (31.7).

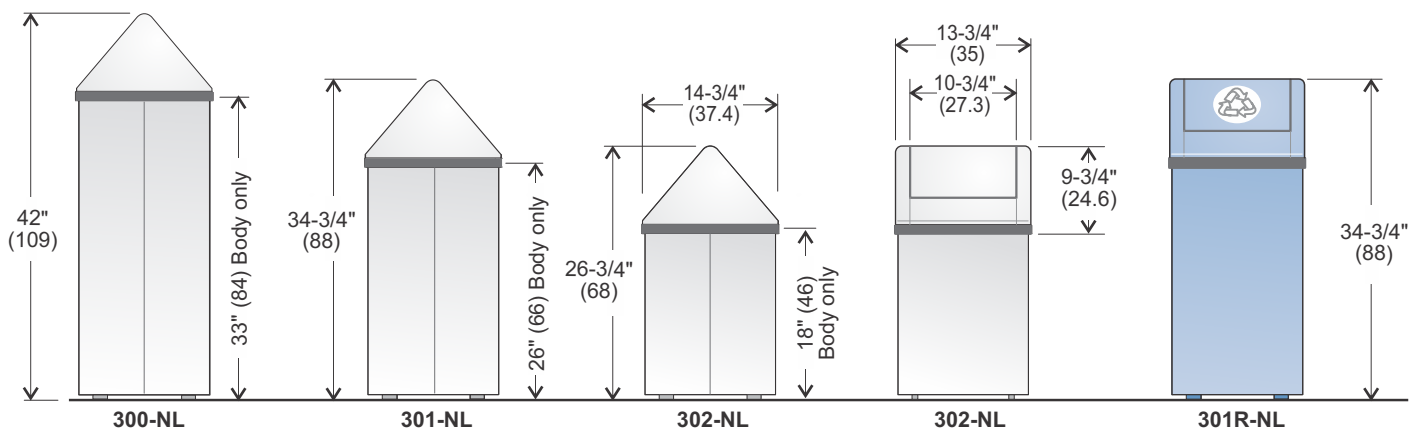
### Barrier Free Access:

All units meet barrier free access guidelines.



Code 301R-NL

Code 301-NLS



## Wall Mounted Waste Receptacles

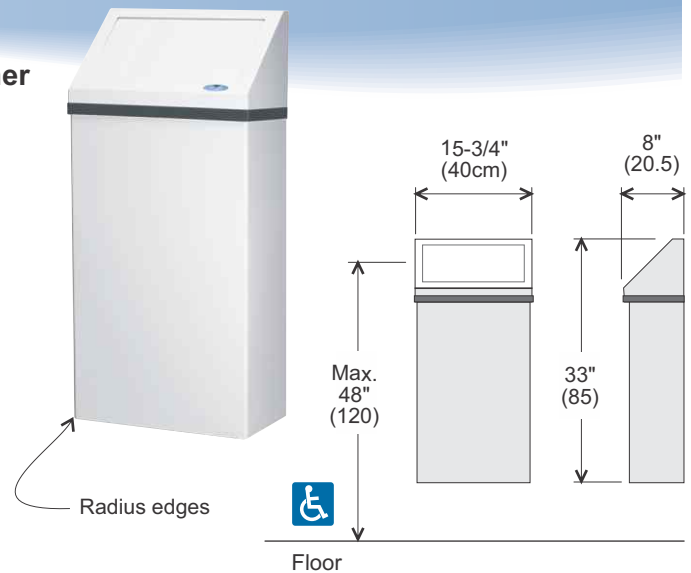
**Code 303 NL:** White epoxy finish  
**Code 303:** White epoxy finish, with galvanized liner  
**Code 303-3 NL:** Stainless steel type 304 no. 4 brushed finish  
**Code 303-3:** Stainless steel type 304 no. 4 brushed finish with liner

### Specifications:

The 303 wall mounted waste receptacle is designed to conserve floor space in medium to light duty areas. All steel construction offers maximum fire protection with no openings on sides or bottom of unit. Tight sealing head and spring loaded door promote oxygen starvation. When used with optional galvanized liner there is added insulative fire protection. Comes with standard bag holder apparatus.

**Capacity/Shipping Weight:** 50 litres (11 gal.), shipping weight: 19 lbs. (8.6 kg). Recommended bag size: 26" x 36"

**Installation:** For barrier free mounting ensure that centre of inlet door does not exceed 48" (120 cm) above floor level.



## Jumbo Wall Mounted Waste Receptacles

**Code 304NL:** Jumbo, white epoxy finish  
**Code 304NLS:** Jumbo, stainless steel

### Specifications:

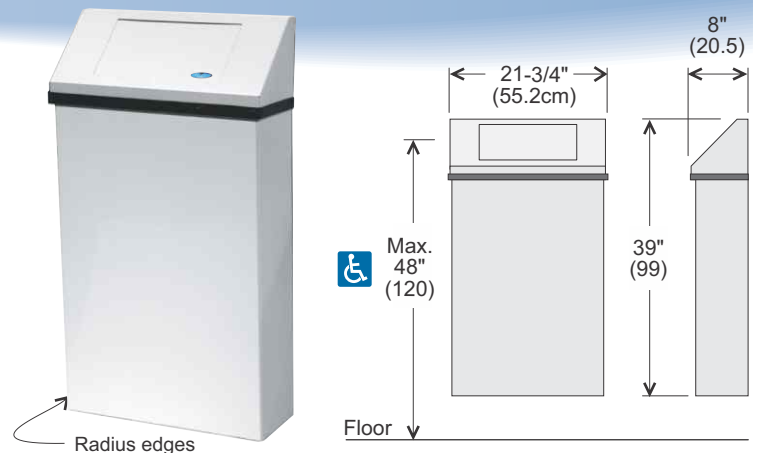
The 304 wall mounted waste receptacle is designed to conserve floor space in medium to heavy duty areas. All steel construction offers maximum fire protection with no openings on sides or bottom of unit. Tight sealing head and spring loaded door promote oxygen starvation. Comes with standard bag holder apparatus.

### Capacity/Shipping Weight:

77 litres (17 gal.), shipping weight: 29 lbs. (13.2 kg)

### Installation:

For barrier free mounting ensure that centre of inlet door does not exceed 48" (120 cm) above floor level.



## Outdoor Waste Receptacles

**Code 2020:** Stingray, Outdoor Waste Receptacle

**Materials:** All steel construction, heavy gauge cold rolled steel. Rotationally moulded heavy duty plastic liner.

**Capacity:** 35 imp. gal., 160 litres.

**Finish:** RAL super durable TGIC-free polyester powder coating.

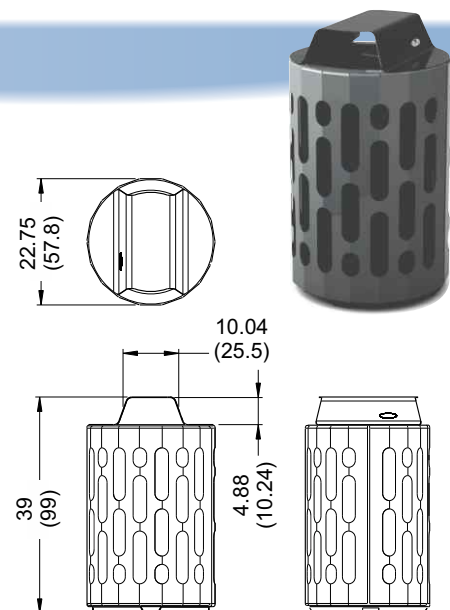
**Features:** Side opening, allows easy and ergonomic access to waste receptacle. Latch closing. Unique design is part of a family of integrated products. Clean detailing in a rugged practical application. Easy installation (fully assembled). Mounting holes for anchoring provided.

**Dimensions:** 39"h x 23" in diameter.

**Colours Available:** Black is stock.

Red, Blue, Green and Yellow are available.

Please inquire about lead times.



# Waste Receptacles



## Architectural Waste Receptacles

- Code 310S:** Stainless steel, type 430 no. 4 finish  
**Code 310W:** White finish body with stainless steel top  
**Code 310B:** Black finish body with stainless steel top  
**Code 310J:** Jumbo sized unit, stainless steel type 430 no. 4 finish  
**Code 310-500:** Optional plastic liner

### Specifications:

The Code 310 stainless steel free standing waste receptacles are ideal for high traffic areas requiring the quality and durability of an all stainless unit without the commitment of wall mounting. The 310 offers clean geometric design lines with radiused corners, ideal for lobbies and reception areas.

### Features: 310S:

All stainless steel construction, no 4 brushed finish.

Stainless steel top is 18 gauge type 304 .

One piece roll formed 22 gauge stainless steel body (20 gauge body on 310J).

**Capacities:** Code 310: 27.5 gal., 32 US, (125 litres), 310J: 45 gal., 55 US (206 litres). Optional plastic liner for code 310 only, 19 gal. (86 litres).

**Shipping Weight:** Code 310: 31 lbs. (14 kg). Code 310J: 43 lbs. (19.5 kg).



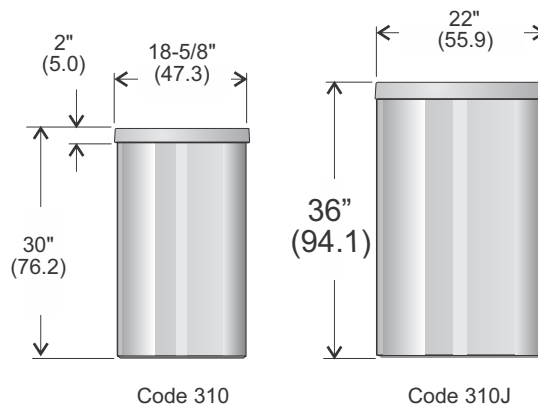
Code 310S



Code 310B



Code 310W



## Wall Mounted Waste Receptacles

- Code 312S:** Wall mounted open top stainless steel waste receptacle

### Specifications:

Heavy duty all stainless unit is ideal for pedestrian common areas.

**Materials:** 18 gauge stainless steel type 304 domed top. Body is one piece rolled formed all welded stainless steel construction (22 gauge type 430 no. 4 finish). Comes with bag holder apparatus.

**Capacity:** 125 litres (27.5 gal.).

**Shipping Weight:** 21.5 lbs. (9.8 kg)



3/4 View  
Code 312S

## Wall Mounted Recycling Unit

# Recycle Station

- Code 315:** Modular Recycling Station, Indoor/outdoor, blue and grey two tone finish. Includes two roto-moulded plastic liners and category labels in French, English, and Spanish
- Code 315S:** Modular Recycling Station, stainless steel finish
- Code 315-500:** Additional plastic liner. Dimensions: 11-5/8"W (95) x 11.625"D (95) x 28.5"H (72)
- Code 315-501:** English, French, and Spanish label pack

### Specifications:

Wall mounted fixed design eliminates the possibility of blocking exits in the event of an emergency.

**Features:** Flexible modular component design to accommodate specific separation requirements. Ergonomic front loading door reduces risk of back injury. Inclined top discourages use as a table or chair. All exterior components are fabricated steel for maximum fire protection. Two leak proof roto moulded polyethylene liners. Optional steel liners available on special order (Code 315-500G).

**Labels Included:** Glass, Plastic, Cans, Trash, Cans/Plastic, Glass/Plastic, White Paper Only, Glass/Cans/Plastic, Paper, Trash/Organic and Organic labels in English, French, and Spanish.

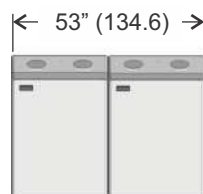
Full length piano hinge on door. Magnetic latch on door. Assists commercial and institutional organizations with source separation programs.

**Capacity:** Each liner has a 67 litre capacity, 134 litres in total (29 imp. gal. in total).

**Shipping Weight:** 60 lbs. (27.2 kg)

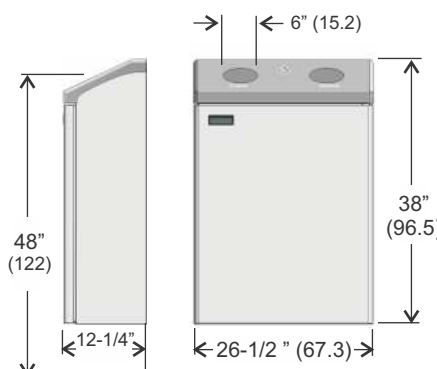
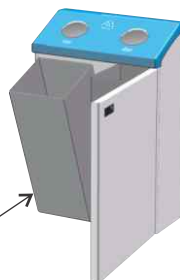


315S



Multiple units can be mounted side by side as required.

Moulded plastic liners.  
Capacity: 67 litres ea.  
Total cap. 134 litres.



## Floor Standing Recycling Unit, Indoor/Outdoor

- Code 316:** 3 Stream Recycling Station, blue and grey finish
- Code 316S:** 3 Stream Recycling Station, all stainless steel
- Code 316-505H:** Modular Hood, blue polyester powder coat finish
- Code 316-505HS:** Modular Hood, stainless steel finish
- Code 315-500:** Additional plastic liner
- Code 315-501:** English, French, and Spanish label pack

### Specifications:

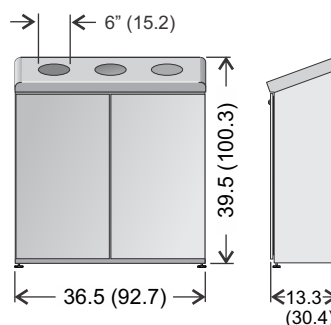
Floor mounted 3 stream design, indoor/outdoor use.

**Features:** Three streams accommodates specific separation requirements. Ergonomic front loading doors reduces risk of back injury. Inclined top discourages use as a table or chair. All exterior components are fabricated steel for maximum fire protection. Three leak proof roto moulded polyethylene liners. Steel liners available, special order (Code 315-500G).

**Labels Included:** Glass, Plastic, Cans, Trash, Cans/Plastic, Glass/Plastic, White Paper Only, Glass/Cans/Plastic, Paper, Trash/Organic and Organic labels in both English and French. Full length piano hinges on doors. Tumbler lock door. Assists commercial and institutional organizations with source separation programs.

**Capacity:** Each liner has a 67 litre capacity, 201 litres in total (45 imp. gal. in total)

**Shipping Weight:** 91 lbs. (41.2 kg)



316S



## Wall Mounted Waste Receptacles

- Code 326:** Regular capacity, 7.5" (19 cm) deep  
**Code 327:** Extra large capacity, 11.5" (29.2 cm) deep

### Specifications:

Waste receptacle is completely removable for convenient maintenance. Open top provides easy access. Comes with standard bag holder apparatus. Code 327 provides extra large waste capacity with its 11.5" (29.2 cm) depth. All welded construction of 22 gauge no. 4 brushed finish stainless steel.

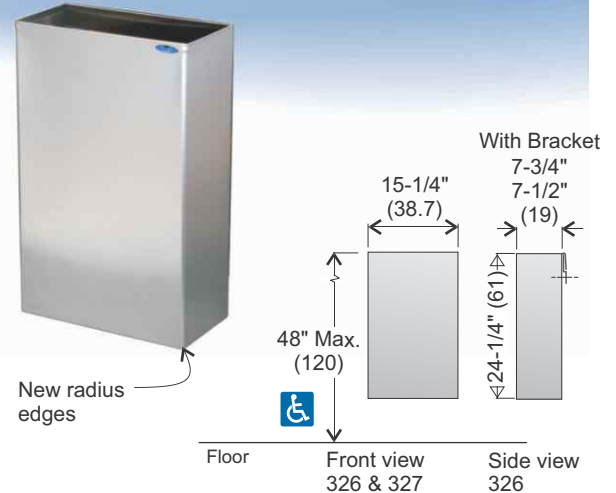
### Capacity/Shipping Weight:

Code 326: 11 gal. (50 litres), shipping weight: 15 lbs. (7 kg)

Code 327: 15 gal. (68 litres), shipping weight: 17 lbs. (8 kg)

### Installation:

For barrier free mounting ensure that top of waste receptacle does not exceed 48" (120 cm) above floor level.



## Semi Recessed Waste Receptacles

- Code 330:** Regular capacity, utilizes Code 326 bin  
**Code 337:** Extra large capacity, utilizes Code 327 bin

### Specifications:

Semi recessed design provides large capacity receptacle with minimum space. Code 337 provides extra large waste capacity. Waste receptacle is completely removable for convenient maintenance. Comes with standard bag holder apparatus. Recessed wall body made of 22 gauge stainless steel type 304 number 4 brushed finish.

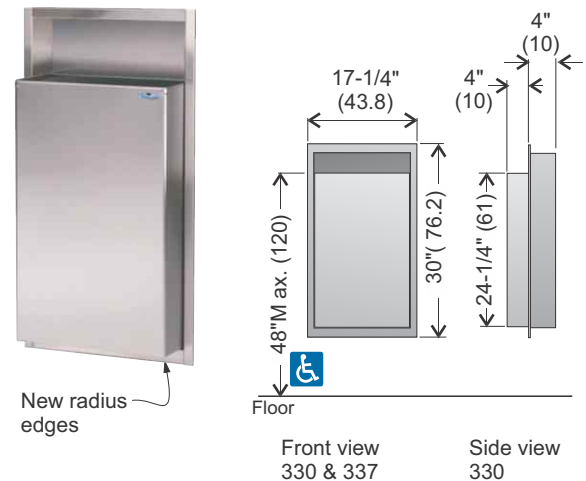
### Capacity/Shipping Weight:

Code 330: 11 gal. (50 litres), shipping weight: 22 lbs. (9.97 kg)

Code 337: 15 gal. (68 litres), shipping weight: 29 lbs. (13 kg)

### Installation:

Provide wall opening 28.75" (73.3 cm) H x 16" (40.6 cm) W x 4" (10.2 cm) D. For barrier free mounting ensure that top of waste receptacle does not exceed 48" (120 cm) above floor level.



## Recessed Waste Receptacles

- Code 340A:** Stainless type 304 fully recessed  
**Code 340B:** Stainless type 304 semi recessed  
**Code 340C:** Stainless type 304 surface mount

### Specifications:

All welded construction of 22 gauge stainless steel type 304 no. 4 brushed finish. Full length stainless steel piano hinge and tumbler keyed lock on door. Recessed body 20 gauge corrosion resistant galvanized steel. Counter balanced self closing waste inlet door.

**Capacity:** Removable leakproof rotationally moulded liner with 22 litre capacity (5 imp. gal., 6 US).

**Installation:** Provide 37.25" (94.6 cm) H x 12.375" (31.5 cm) W x 6" (15.2 cm) D wall opening, 3" (7.6 cm) D for 340B units. Collar is secured between recessed body flange and wall. Drill mounting holes as required. For unrestricted access, height of top of unit to floor must not exceed 52" (132 cm).



# Hands Free

## Auto Soap

Dependable hands free dispensing of soap with low operating costs. (see page 26)

**Auto Soap**™



Code 716

## EcoFast

Fast drying, eco-friendly  
ADA compliant  
Energy efficient  
Available in 3 finishes, (see page 41)

 **EcoFast**™



Code 1195

## Auto Roll

The Auto Roll towel dispensers are available in many of our standard dispenser/disposal configurations, (shown at right 422-70, Code 400-70 on opposite page).



## Typical Installations:

# Institutional: Hands Free

Frost has introduced the Auto line of dispensers to meet the increased demand for hands free dispensing applications. We now offer a complete, touch free line of products to provide the hands free dispensing of soap, paper towel or air drying. Ideal for institutional installations or any area looking to implement added sanitary measures.



## Combination Dispenser / Disposal Fixture

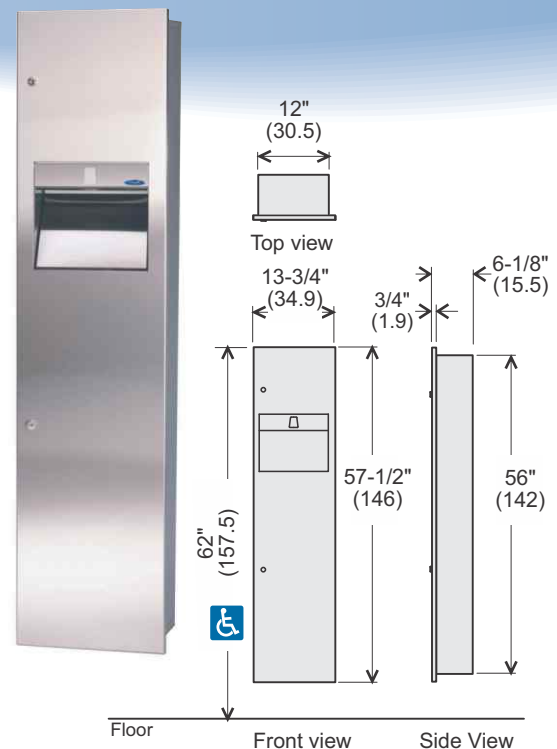
- Code 400A:** Stainless type 304 fully recessed  
**Code 400B:** Stainless type 304 semi recessed  
**Code 400C:** Stainless type 304 surface mounted  
**Code 400-14A:** Stainless type 304 fully recessed 4" deep  
**Code 400-14C:** Stainless type 304 surface mounted 4" deep

### Specifications:

Our largest combination fixture is ideal for high traffic areas.

**Features:** Universal towel dispenser will accept all standard roll and single fold towels. Note: 400-14 units will dispense multifold towels only. Stainless steel (304, # 4 brushed) towel cradle. Heavy duty 18 gauge stainless steel door (304, # 4 brushed finish). Secured with two tumbler keyed locks. All doors are hinged with full length stainless steel piano hinges. Counterbalanced stainless steel waste inlet door (20 gauge) provides maximum fire protection. All welded recessed body fabricated from 20 gauge corrosion resistant galvanized steel.

**Capacity:** Removable leakproof roto moulded liner with 32 litre capacity (7 gal. imp., 8.5 gal. US). Code 400-14: 18 litres (4 gallons)  
**Installation:** Provide 56.375" (143.8 cm) H x 12.375" (31.5 cm) W x 6" (15.2 cm) D wall opening, 3" (7.6 cm) D for 400B units, 4" (10.2 cm) deep for 400-14A. Collar is secured between recessed body flange and wall. Drill mounting holes as required. For unrestricted access, height of top of unit to floor must not exceed 62" (157.5cm).

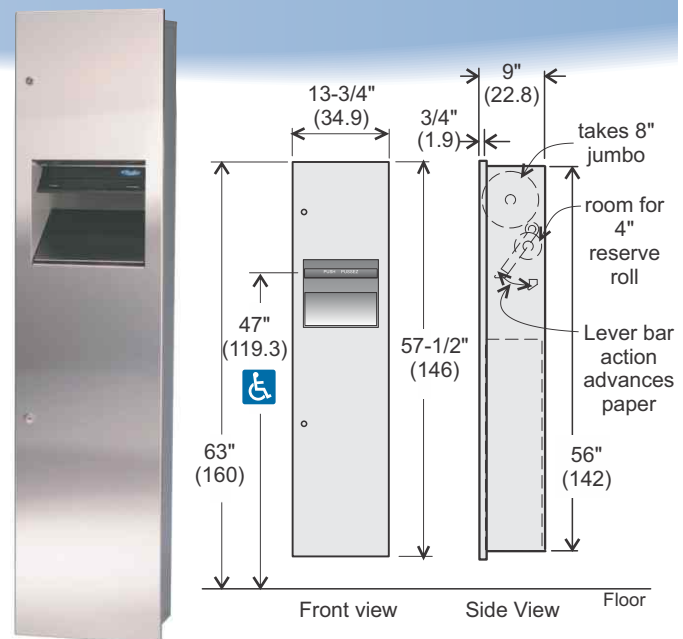


## Control Roll Dispenser

- Code 400A-50:** Stainless type 304 fully recessed  
**Code 400B-50:** Stainless type 304 semi recessed  
**Code 400C-50:** Stainless type 304 surface mounted  
**Specifications:**

**Features:** Extra deep combination fixture is ideal for high traffic areas. Universal towel dispenser will accept all standard 8" roll towels. Controlled delivery with easy push action lever, takes up to 4" diameter reserve roll to eliminate paper towel waste. Stainless steel (safety guarded) saw tooth cutting bar.

**Capacity:** Removable galvanized steel liner (26 gauge) with 47 litre capacity (10.5 gallons).  
**Installation:** Provide 56.375" (143.8 cm) H x 12.5" (31.7 cm) W x 8.5" (21.5 cm) D wall opening. Drill mounting holes as required. For unrestricted access, height of top of unit to floor must not exceed 63" (160 cm), this will result in the push bar lever being 47" (119.3 cm) or less from floor.



## Touch Free Dispenser

- Code 400A-70:** Stainless type 304 fully recessed  
**Code 400B-70:** Stainless type 304 semi recessed  
**Code 400C-70:** Stainless type 304 surface mounted  
**Specifications:**

**Features:** Universal towel dispenser will accept jumbo roll towels max. 8" diameter. Large detection zone senses hand when placed in a natural position under dispenser to deliver a standard length of towel. Towel delivery is quiet and uniform. Hands free dispenser reduces paper flow, and provides maximum hygiene. Operates with four "D" size alkaline batteries. Four alkaline batteries have been independently tested and found to provide 35,000 hand dries. AC adaptor also included.



## Compact Dispenser / Disposal

<b>Code 410A:</b>	<b>Stainless type 304 fully recessed</b>
<b>Code 410B:</b>	<b>Stainless type 304 semi recessed</b>
<b>Code 410C:</b>	<b>Stainless type 304 surface mounted</b>
<b>Code 410-14A:</b>	<b>Stainless type 304 fully recessed 4" deep</b>
<b>Code 410-14C:</b>	<b>Stainless type 304 surface mounted 4" deep</b>

### Specifications:

The 410 is our medium sized combination fixture, with all specifications equal to the Frost code 400 listed on previous page.

### Features:

Universal towel dispenser will accept all standard roll and single fold towels. Note: 410-14 will dispense multifold towels only.

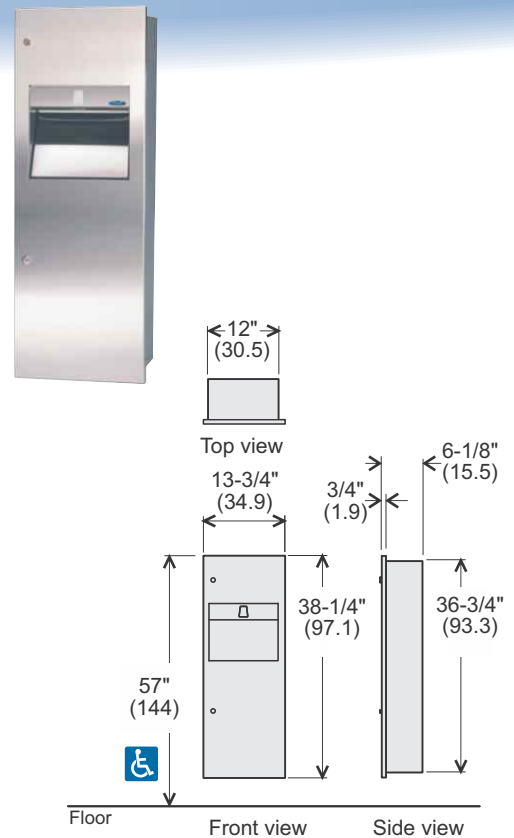
### Capacity:

Removable leakproof roto moulded liner with 15 litre capacity (4 gallons).

Code 410-14: galvanized welded liner, 9 litres (2 gallons).

### Installation:

Provide 37.25" (94.6 cm) H x 12.375" (31.5 cm) W x 6" (15.2 cm) D wall opening, 3" (7.6 cm) deep for 410B units, 4" (10.2 cm) deep for 410-14A. Collar is secured between recessed body flange and wall. Drill mounting holes as required. For unrestricted access, height of top of unit to floor must not exceed 57" (144.7 cm).



## Mini Dispenser / Disposal

<b>Code 415A:</b>	<b>Stainless type 304, fully recessed</b>
<b>Code 415B:</b>	<b>Stainless type 304, semi recessed</b>
<b>Code 415C:</b>	<b>Stainless type 304, surface mounted</b>
<b>Code 415-14A:</b>	<b>Stainless type 304, fully recessed 4" deep</b>
<b>Code 415-14C:</b>	<b>Stainless type 304, surface mounted 4" deep</b>

### Specifications:

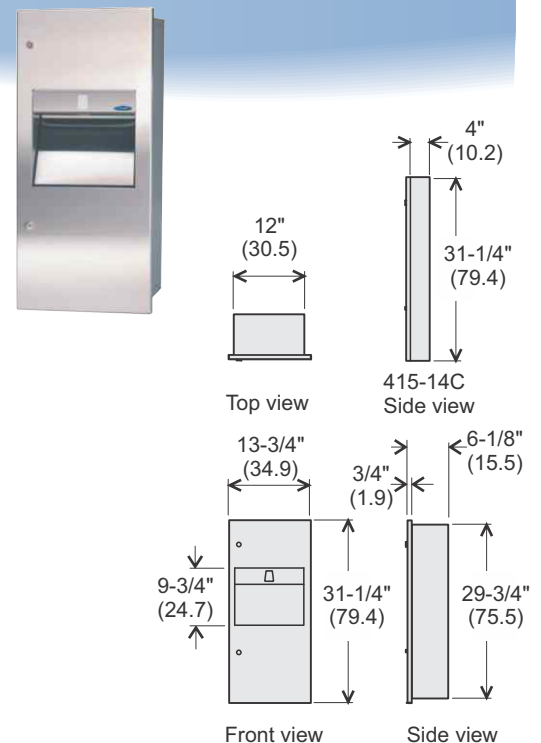
The 415 is our smallest combination fixture, all specifications equal to the Frost code 410 listed at top of this page. Code 415-14 dispenses multifold only.

### Capacity:

Removable roto moulded plastic liner, 8.5 litre capacity (1.9 gallons). Code 415-14: 4.25 litres (0.9 gallons, galvanized steel liner).

### Installation:

Provide 30.25" (76.8 cm) H x 12.375" (31.5 cm) W x 6" (15.2 cm) D wall opening, 3" (7.6 cm) deep for 415B units, 4" (10.2 cm) deep for 415-14A units. Collar is secured between recessed body flange and wall. Drill mounting holes as required.





# Combination Dispenser / Disposal Fixtures



## Combination Dispenser / Disposal

- Code 422A:** Stainless steel type 304, Recessed 4"  
**Code 422C:** Stainless steel type 304, Surface Mounted  
**Code 427A:** Stainless steel type 304, Recessed 4", comes with large capacity waste receptacle  
**Code 427C:** Stainless steel type 304, Surface Mounted, comes with large capacity waste receptacle

### Specifications:

Semi recessed combination dispenser/waste receptacle can be mounted into any wall configuration requiring a minimum of 4" depth.

**Features:** Locking cabinet door hinged with full length stainless piano hinge. Designed to dispense 500 multifold towels. All welded construction with locking removable waste bin. Semi recessed design provides large capacity receptacle with minimum space. Code 427 provides extra large waste capacity. Comes with standard bag holder apparatus. Recessed wall body and waste container are 22 gauge stainless steel type 304 no. 4 finish.

**Capacity:** Code 422A, 422C: 50 litres (11 gal.), Code 427: 68 litres (15 gal.).

**Installation:** Provide wall opening 54.5" (138.9 cm) H x 16" (40.6 cm) W x 4" (10.2 cm) D.

## Combination Control Roll Dispenser / Disposal

- Code 422-50A:** Stainless steel type 304, Recessed 4"  
**Code 422-50C:** Stainless steel type 304, Surface Mounted  
**Code 427-50A:** Stainless steel type 304, Recessed 4", comes with large capacity waste receptacle  
**Code 427-50C:** Stainless steel type 304, Surface Mounted, comes with large capacity waste receptacle

### Specifications:

The 422-50 has the same material specifications as the code 422 unit above.

**Dispensing:** Control dispenser reduces paper waste. Designed to dispense jumbo roll towels max. 8" diameter (4" reserve roll).



## Auto Cut, Combination Dispenser / Disposal

- Code 422-60A:** Stainless steel type 304, Recessed 4"  
**Code 422-60C:** Stainless steel type 304, Surface Mounted  
**Code 427-60A:** Stainless steel type 304, Recessed 4" with large waste receptacle  
**Code 427-60C:** Stainless steel type 304, Surface Mounted with large waste receptacle

### Specifications:

The 422-60 has the same material specifications as the code 422 unit listed above.

**Dispensing:** When pulling on the exposed length of towel the dispenser will automatically cut an 11" (27 cm) length of towel, a 3" length of towel is left to grab for next dispensing action.

**Installation:** See notes on code 422 installation listed above.

## Hands Free Combination Dispenser / Disposal

- Code 422-70A:** Stainless steel type 304, Recessed 4"  
**Code 422-70C:** Stainless steel type 304, Surface Mounted  
**Code 427-70A:** Stainless steel type 304, Recessed 4", comes with large capacity waste receptacle  
**Code 427-70C:** Stainless steel type 304, Surface Mounted, comes with large capacity waste receptacle

### Specifications:

The 422-70 has the same material specifications as the code 422 unit above.

**Dispensing:** Large detection zone senses hand when placed in a natural position under dispenser to deliver a standard length of towel. Towel delivery is quiet and uniform. Hands free dispenser reduces paper flow, and provides maximum hygiene. Operates with four "D" size alkaline batteries. Four alkaline batteries have been independently tested and found to provide 35,000 hand dries. Comes with AC adaptor. Designed to dispense jumbo roll towels max. 8" diameter.

**Installation:** See notes on code 422 installation listed above.



422A

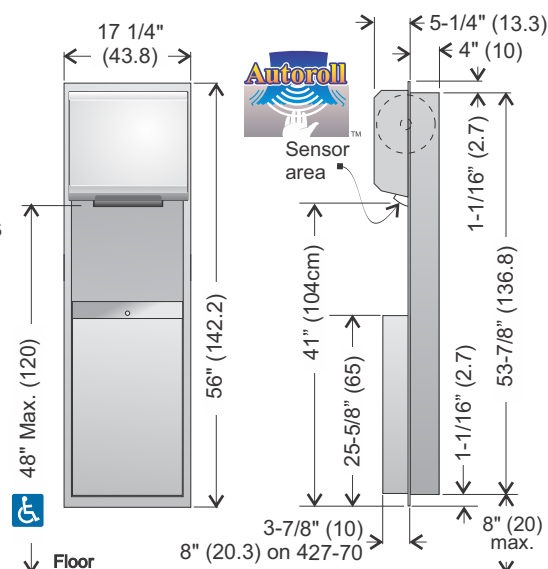


Push lever bar

The Code 422-50 and Code 422-70 look virtually identical. The hands free unit however does not have a push bar lever.



422-60A



## Double Napkin or Tampon Vendors

- Code 608-1:** Double Napkin/Tampon vendor White epoxy finish, surface mount Double
- Code 608-3:** Napkin/Tampon vendor Stainless steel type 304 no. 4 brushed finish, surface mount

### Specifications:

The surface mounted vendor line provides easy flexible mounting on any type of wall material or construction.

### Materials:

Code 608-1: All welded construction of 20 and 22 gauge steel. Door hinged with full length steel piano hinge and secured with two tumbler keyed locks. Code 608-3: All welded stainless steel construction, 20 & 22 gauge type 304 No. 4 brushed finish. Door hinged with full length stainless steel piano hinge and secured with two tumbler keyed locks. All units have removable coin box with tumbler lock keyed different from door.

Coin mechanism for free, \$.10, \$.25, \$.50 or \$1.00 (coin) vending.

### Shipping Weight:

22 lbs. (10 kg) per unit.

### Capacity:

15 no. 4 napkin packages, 22 standard tampon tubes.

### Installation:

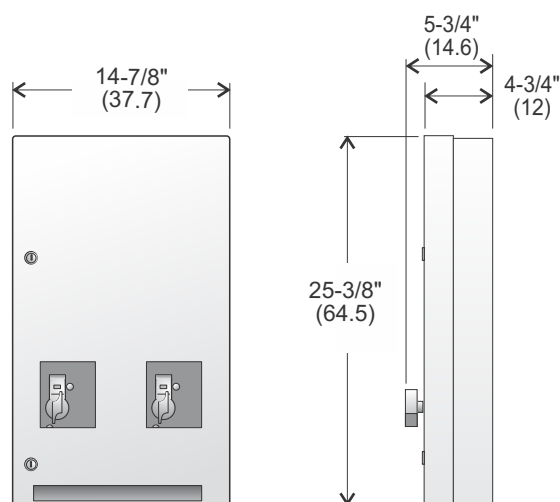
Secure unit to wall through holes in the back of unit with the four mounting screws provided. For barrier free mounting ensure that the coin mechanism handle does not exceed 48" (120 cm) above floor level.



608-1



608-3



## Taking control of today's environmental hygiene concerns with hands free solutions



- Along with our regular hands free line of towel dispensers, dryers, and soap dispensers, there is now the added hygienic option of a touch free feminine napkin disposal unit. The Code 625 will help provide your customers and employees with a complete hands free and worry free rest room. See page 23.
- Frost Products also offers brand name sanitary products, which includes Naturelle® products. Please see the next page.

## Recessed Double Vendor

**Code 615-5:** Double Napkin/Tampon vendor, stainless steel type 304 no. 4 brushed finish

### Specifications:

The recess mounted vendor line is detailed for architectural applications requiring minimal projection from wall.

### Features:

Coverall door is all welded stainless steel construction, 20 gauge type 304 No. 4 brushed finish. Door hinged with full length stainless steel piano hinges and secured with two tumbler keyed locks. Recessed wall box of 20 gauge satin coat galvanized steel. All units have removable coin box with tumbler lock keyed different from door. Interchangeable coinage mechanism for free, \$.10, \$.25, \$.50, or \$1.00 (coin) vending.

### Shipping Weight:

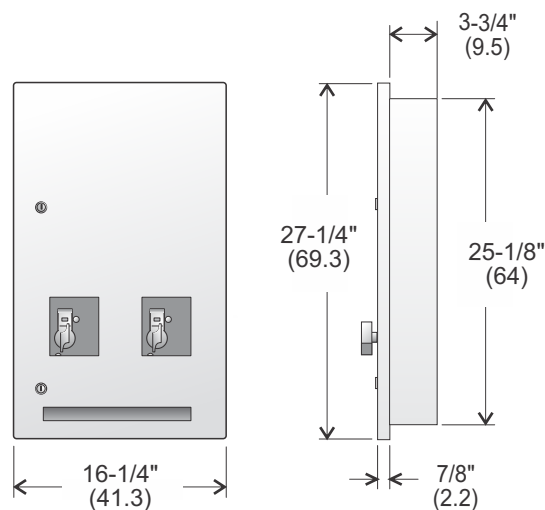
25 lbs. (11.3 kg).

### Capacity:

15 no. 4 napkin packages, 22 standard tampon tubes.

### Installation:

Provide wall opening of 25.625" (65 cm) H x 15" (38.3 cm) W x 4" (10.2 cm)D. Drill mounting holes as required and secure to wall. For barrier free mounting ensure that the coin mechanism handle does not exceed 48" (120 cm) above floor level.



## Sanitary Products

**Code 650-NA:** #4 Naturelle® Maxi Napkin

### Specifications

Folded Maxi with twin grooves and cloth like cover

Product dimensions: 4.5" x 3" x 1.125"

Case Dimensions: 21-13/16" x 10-7/8" x 15", 250/case

Shipping Weight: 12 lbs. (5.4 kg)



**Code 650-TA:** Naturelle® Tampons

### Specifications:

100% biodegradable, flushable cardboard applicator tampon

Product dimensions: 5.125" long tube, 0.625" dia., 200/case.

Shipping Weight: 5 lbs. (2.27 kg)



# Vendors / Napkin Disposals



## Steel Security Heavy Duty Vendors

**Code 619:** Napkin vendor, Capacity 16 napkins  
**Code 619-500:** Ultra Condoms, Quantity: 72 (1/2 gross)

### Specifications:

**Features:** Coin mechanisms can be free or specified to take, 25 cent, two quarter 50 cent or 1 dollar Canadian coin. Full coverall door designed with tapered corners. Heavy duty 16 gauge steel door mounted onto 18 gauge chassis. All metal coin mechanism with built in slip clutch. Three tumbler keyed locks. Full length solid steel dead bolt secures door to chassis. Semi-concealed padlock mounting to dead bolt. Padlock is not included. Optional mounting holes for 1/4" diameter lag type bolts.

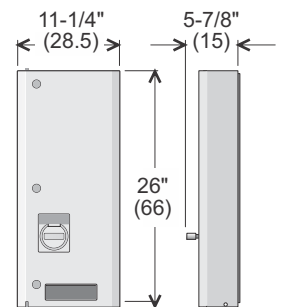
**Shipping Weight:** 27 lbs. (12.3 kg).

**Installation:** To provide barrier free access ensure that crank handle on coin mechanism does not exceed 47" (120 cm) above the floor.

**Padlock:** Padlock for dead bolt should have a 0.3125" shank diameter.



### The steel security series™



## Surface Mounted Napkin Disposals

**Code 620:** Napkin Disposal, White epoxy finish  
**Code 621:** Disposable waxed paper sanitary bag liner  
**Code 622:** Napkin Disposal, Stainless Steel type 304 no. 4 brushed finish

### Specifications:

Economical surface mounted unit provides flexible mounting and ease of maintenance for partition panel systems or any type of wall construction.

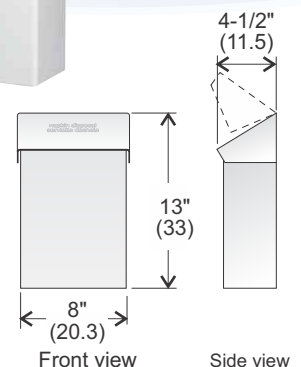
**Features:** Pivoting self closing lid. French/English napkin disposal label is embossed on lid.

**Materials:** Code 620: All welded CRS construction (22 gauge). Code 622: All welded stainless steel construction (22 gauge). Pivoting lid on both units utilize full length piano hinges (stainless steel hinge on Code 622).

**621 bag size:** 10.25 L x 7" W x 4" open span.

**Shipping Weight:** 4 lbs. (1.8 kg) per unit

**Installation:** Secure to wall using mounting holes and screws provided. For barrier free mounting ensure that top of unit does not exceed 48" (120 cm) above floor level.



## Hands Free Napkin Disposal

**Code 625 :** Stainless steel coverall door

### Specifications:

Ideal for high traffic areas requiring hands free operation. Hands free operation helps reduce the risk of cross contamination and blood borne pathogens.

**Dispensing:** Door is opened when hand is placed within 4" (10 cm) of sensor in door opening area and remains open for 5 seconds thereafter. Counterbalanced door swings freely in the event of depleted or missing batteries. Unit is powered by four "C" alkaline batteries (not included). Battery life is 10,000 cycles, or 2 years.

**Materials:** All steel construction, stainless steel cover all design. Polyethylene leakproof liner.

**Liner Dimensions:** 10.25" (26 cm)W x 3.5" (8.9 cm)D x 9" (23 cm)H.

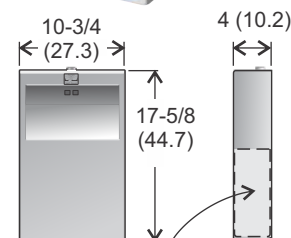
**Capacity:** 5.1 litres (1.1 gal.)

**Shipping Weight:** 8.5 lbs. (4 kg).

**Installation:** For unrestricted access, sensor area of unit to floor should not exceed 48" (120 cm). Mounting screws included.



Sensor detects within a 4" area (10 cm)



Polyethylene leakproof liner

Integrated door support



## Napkin Disposal, Recessed with Coverall Door

**Code 633-2:** Fully recessed, stainless steel type 304, coverall door

### Specifications:

Recessed coverall door napkin disposal can be mounted into any wall configuration requiring a minimum of 4" depth.

### Features:

Coverall door design provides easy access on top of unit. Waste bin is completely removable for convenient maintenance. Easy and safe removal of bin.

### Materials:

22 gauge stainless steel type 304 No. 4 brushed finish on door. Door is self closing counter balanced and secured to recessed body. Recessed body is made of corrosion resistant galvanized steel.

### Liner:

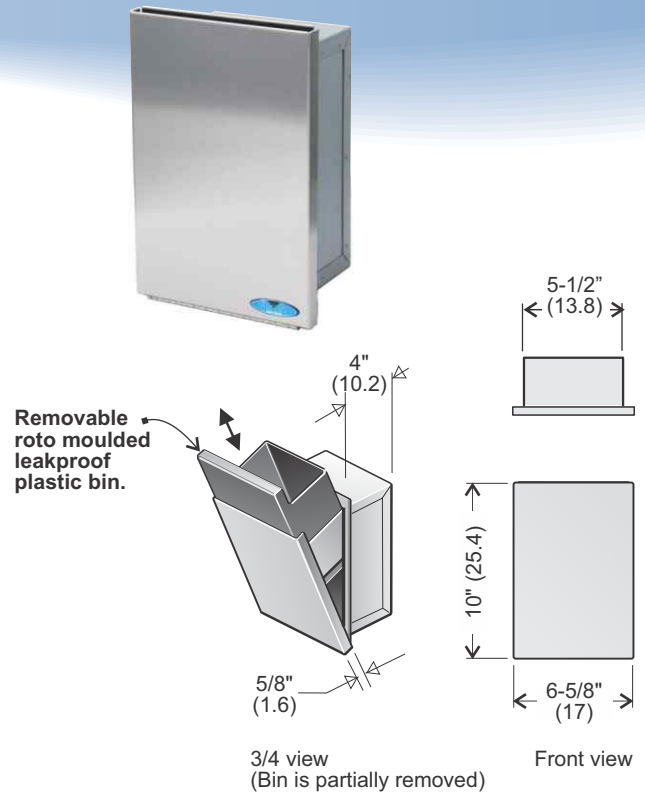
Leakproof roto moulded plastic, completely removable.

### Shipping Weight:

6 lbs. (2.7 kg).

### Installation:

Provide wall opening 5.875" (15 cm)W x 9" (23 cm)H x 4" (10 cm)D. Drill mounting holes in wall box as required. For barrier free mounting ensure top of unit, when mounted, does not exceed 48" (120 cm) from floor level. Apply English/French "Napkin Disposal" label to lower front of unit.



## Partition Mounted Napkin Disposal

**Code 641:** Surface mounted napkin disposal unit, stainless steel

### Specifications:

The Code 641 is a large capacity unit designed for use in standard partition stalls. Its tilt open design makes it easy to service in confined spaces.

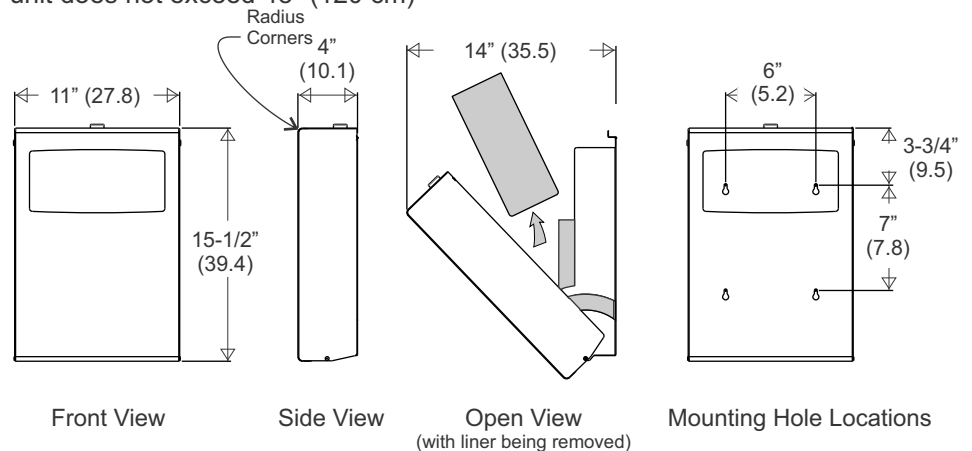
**Features:** Removable leakproof plastic waste bin for easy maintenance. Tumbler keyed lock. Self closing inlet door. Comes with English / French labels. Full length stainless steel piano hinge on door.

**Materials:** All welded stainless steel construction, 22 gauge type 430 No. 4 brushed finish.

**Liner Dimensions:** 10.25" (26 cm)W x 3.5" (8.9 cm)D x 9" (23 cm)H.

**Capacity:** 5.1 litres (1.1 gal.)

**Installation:** Use above drawing or unit as a template for mounting hole locations. For barrier free mounting ensure that top of unit does not exceed 48" (120 cm) above floor level.



## Liquid Soap Dispenser

### Code 705-100: Liquid Soap Dispenser

#### Specifications:

All chrome plated body and mounting bracket.  
Chained keyed filter cap. Soap level indicator slots.  
All mounting screws concealed.

#### Soap Types:

705-100 is for use with coconut oil base soap at 10-20% solution.

#### Capacity:

12 oz. (340 g)

#### Installation:

Secure mounting plate to wall through holes with four mounting screws provided. Slip dispenser over mounting plate and secure with single machine screw at bottom.



## Lotion Soap Dispenser

- Code 702:** Foam soap dispenser  
**Code 707:** Lotion soap dispenser  
**Code 707-2L:** Large capacity lotion soap dispenser

#### Specifications:

All purpose push type dispenser is suitable for any location, with popular adhesive pad mounting for mirrored surfaces.

**Features:** Quality ABS finish. Removable inner soap reservoir for easy cleaning and maintenance. Lockable front cover. Attractive blue and white colour scheme. Completely concealed wall mounting (no visible mounting screws).

**Soap Types:** All purpose dispensing valve is suitable for easy flowing liquid or lotion soaps.

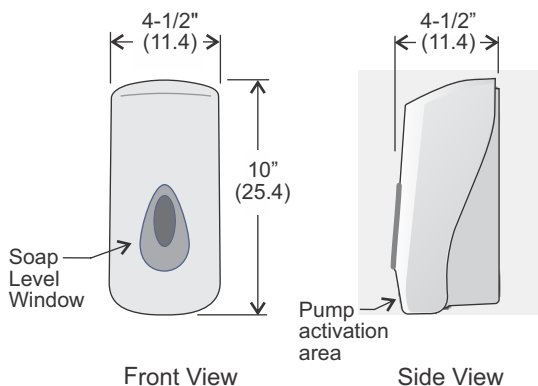
#### Capacity:

**Code 702:** 33.8 oz. capacity, (1 litre).

**Code 707:** 33.8 oz. capacity, (1 litre).

**Code 707-2L:** 67.63 oz. capacity, (2 litre).

**Installation:** Secure unit to wall, screws, plugs and template provided. Alternately use adhesive pads on smooth dry surfaces.

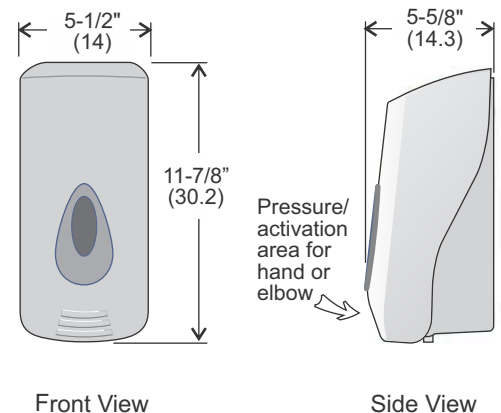


Code 707



Code 702

Code 707



Code 707-2L

# Soap Dispensers, surface mounted



## Tank Type Soap Dispenser

**Code 708A:** All purpose valve, vertical mounting  
**Code 710A:** All purpose valve, horizontal mounting

### Specifications:

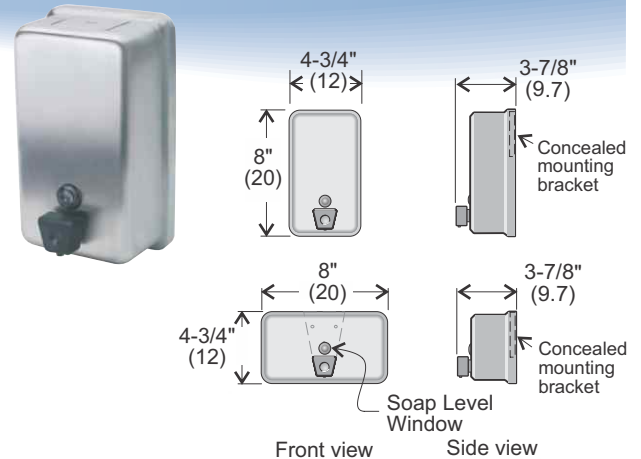
The surface mounted unit is intended for any type of wall material or construction.

**Features:** Drawn and welded construction of 20 gauge stainless steel. Easy refill at top. Keyed lock filler cap. Lucite soap level indicator window. All mounting screws concealed.

**Soap Types:** The code 708A & 710A dispense liquid soap at 10-20% solution as well as more viscous synthetic detergents, lotions and antiseptic soaps. We do not recommend any soap types that have an ammonium based surfactant, ie. Ammonium Lauryl Sulfate.

**Capacity:** 40 oz. capacity, (1.1 litre).

**Installation:** Secure mounting plate to wall through holes with three mounting screws provided. Slip dispenser over mounting plate and secure with single screw through filler cap at top.



## Profile Soap Dispenser

**Code 711:** All purpose valve, vertical mounting

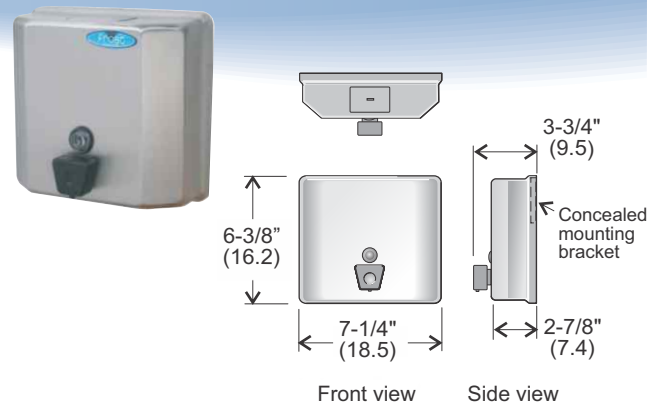
### Specifications:

**Features:** Drawn and welded construction of 20 gauge stainless steel. Easy refill at top. Keyed lock filler cap. Lucite soap level indicator window. All mounting screws concealed.

**Soap Types:** Dispenses liquid soap at 10-20% solution as well as more viscous synthetic detergents, lotions and antiseptic soaps. We do not recommend any soap types that have an ammonium based surfactant, ie. Ammonium Lauryl Sulfate.

**Capacity:** 55 oz. capacity, (1.5 litre).

**Installation:** Secure mounting plate to wall through holes with three mounting screws provided. Slip dispenser over mounting plate and secure with single screw through filler cap at top.



## Touch Free Soap Dispenser

**Code 714P:** Lotion soap dispenser, plastic  
**Code 714S:** Lotion soap dispenser, stainless  
**Code 717:** Bulk foam dispenser

### Specifications:

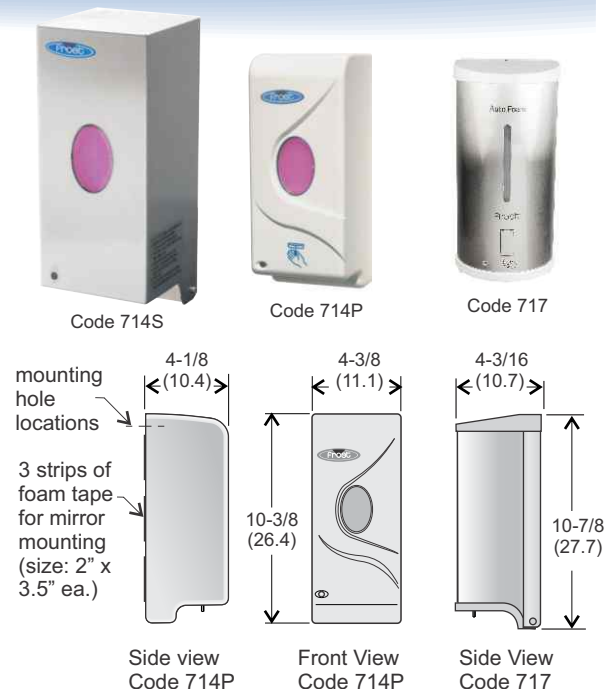
Ideal for high traffic areas and multiple mirror mounting.

**Dispensing:** Soap is dispensed when hand is placed within 2.25" (6 cm) under the unit. Soap container capacity: 1 litre. (33 ounces)

**Power Source:** Unit is powered by three "C" alkaline batteries (not included). Battery life is 10,000 cycles, or one year. Low battery indicator (flashes red). Soap viscosity range: 2,000 - 5,000 cps, (covers most liquid soap products).

**Capacity:** Bulk packed 12 units per case.

**Installation:** For unrestricted access, bottom of unit to floor should not exceed 44" (111.7 cm). Ensure unit is mounted 20 cm above any horizontal surface (30 cm for stainless steel).



## Vanity Mounted Soap Dispensers

**Code 712: Manual All Purpose Soap Dispenser**

**Code 713: Manual Foam Soap Dispenser**

### Specifications:

Ideal for all types of vanity and counter tops.

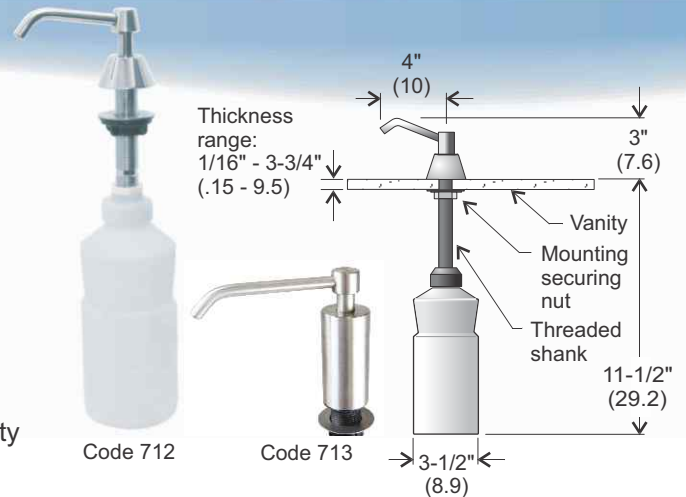
**Features:** Less than 5 lbs. of force required to activate pump. Concealed mounting assembly. Top loading.

**Materials:** 712: Chrome plated brass housing. 713: Stainless steel, type 304 brushed finish.

**Soap Types:** 712 dispenses liquid soap at 10-20% solution as well as more viscous synthetic detergents, lotions and antiseptic soaps. 713 dispenses foam soap.

**Capacity:** 32 oz. capacity, (1 litre).

**Installation:** Insert threaded shank through 7/8" dia. hole in vanity with only housing and valve assembly exposed above counter. Secure with brackets provide below. Attach globe.



## Touch Free Counter Top Soap Dispenser

**Code 715: Counter Mounted, Auto Lotion Soap Dispenser, chrome finish**

**Code 715-500 Soap refills, (4 x 800 ml)**

**Code 716: Counter Mounted, Auto Liquid Soap Dispenser, stainless steel satin finish**

**Code 718: Counter Mounted, Auto Foam Soap Dispenser, polished chrome finish**

### Specifications:

ADA compliant no touch dispenser allows for vanity, easy to reach, mounting.

**Dispensing:** 715: Controlled dosage provides 1000 hand washes per 800ml bottle of lotion soap. 716: Dispensing volume is 1 cc of liquid soap. Viscosity range 1-3000 cp. 718: Dispensing volume is 1-1.5 ml (0.034 – 0.051 fl. oz.) of all foam suitable soaps.

**Materials:** 715: Structural injection moulded plastic with polished chrome finish. 716: Main housing is stainless steel, type 304, with a satin finish. Main housing is cast brass with polished chrome finish.

**Installation:** Comes with detailed installation instructions.



Code 715



Code 718



Code 716

## Recessed Soap Dispenser

**Code 719: Recessed Liquid Soap Dispenser**

### Specifications:

Ideal for locations requiring stainless steel products with a clean minimal look.

**Features:** The leak proof viewing window allows maintenance staff to quickly see soap levels.

**Dispensing:** Dispenses liquid soap at 10-20% solution, as well as more viscous synthetic detergents, lotions, and antiseptic soaps.

**Materials:** The door is manufactured from 22 gauge stainless steel, #4 brushed finish. It has a full length stainless steel piano hinge and keyed tumbler lock. The body is manufactured from corrosion resistant galvanized steel. The soap tank is formed from tough leak proof polycarbonate.

**Installation:** Provide a rough opening of: 9.25" (24.1 cm) W x 5" (12.7 cm) H x 4" (10.2 cm) D.





# Medicine Cabinets



## Stainless Steel Medicine Cabinets

**Code 800S:** Stainless Steel medicine cabinet with mirror, 16" x 30". Can be surface or recessed mounted

### Specifications:

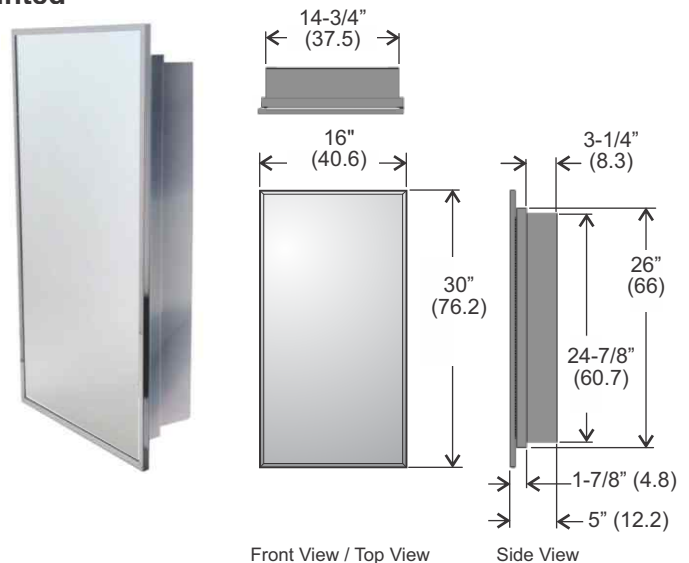
The code 800S medicine cabinet is a durable economical all stainless steel unit suitable for any location.

### Materials:

All stainless steel construction 22 gauge type 304 no. 4 brushed finish. Two adjustable stainless steel shelves. Cabinet can be inverted depending on preferred door swing. Magnetic retaining catch on door. One piece 24 gauge stainless steel channel frame in bright annealed finish. 4 mm mirror with stainless steel back. Full length stainless steel piano hinge on door.

### Installation:

Provide rough opening: 15.125" (38.5 cm) W x 25.375" (64.5 cm) H x 4" (10 cm) D.



## Recessed Medicine Cabinet

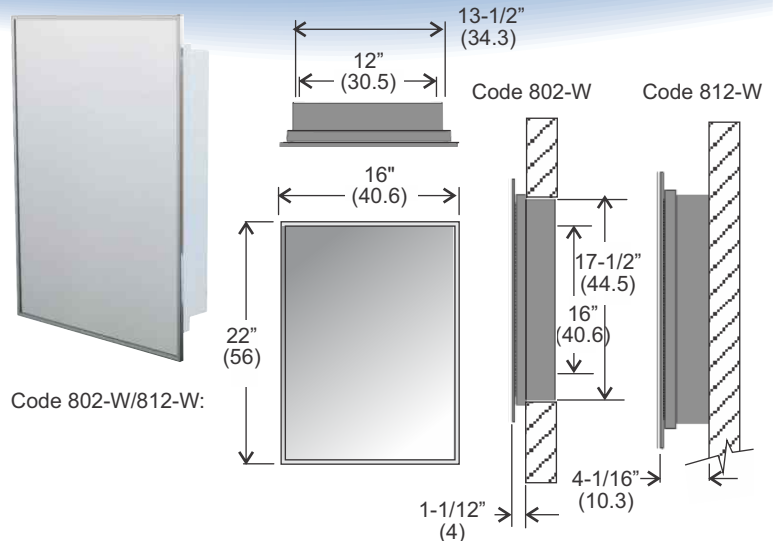
**Code 802-W:** Recessed, white epoxy finish  
**Code 812-W:** Surface mount, white epoxy finish

### Specifications:

White powder coated finish. Piano hinge is 18" continuous. Two adjustable shelves. Cabinet can be inverted depending on preferred door swing. Magnetic retaining catch on door. 5 mm mirror. Made from 24 gauge cold rolled steel.

### Installation 802W:

Provide framed rough wall opening 13.75" (35 cm) W x 17.875" (45.4 cm) H x 3" (7.6 cm) D.



## Medical Waste Disposal

**Code 878:** Biohazard Disposal Unit, stainless steel  
**Code 878-500:** Internal Disposable Containers, pack of 4

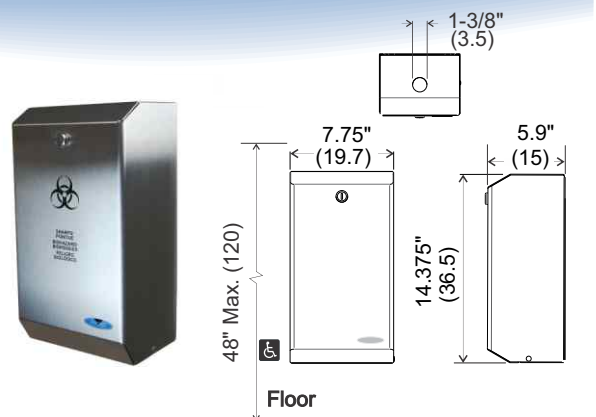
### Specifications:

Heavy duty clean design is vandal resistant and ideal for any installation.

**Features:** Container is well recessed with a tube inlet to prevent unauthorized access. Comes with one standard sharps container inside.

**Materials:** Coverall door is type 304 18 gauge stainless steel all welded construction. Rear mounting plate is extra heavy duty 14 gauge powder coated steel.

**Capacity:** Accepts standard 4 litre sharps container, 5.5" x 5.5" x 12" high (14 cm x 14 cm x 30 cm).



# Outdoor Ashtrays



## Outdoor Ash Bin

- Code 908:** Heavy duty ash bin, compact design  
**Code 908-500:** Replacement removable inner liner  
**Code 909:** Heavy duty ash bin, 18 gauge stainless type 304 no. 4 finish  
**Code 909-100:** Heavy duty pedestal, exterior polyester finish  
**Code 909-500:** Replacement removable inner liner  
**Code 920:** Free Standing Smoking Station, Black finish

### Specifications:

Heavy duty all stainless unit is ideal for pedestrian common areas.

### Materials:

18 gauge stainless steel (304, # 4 brushed finish). Door secured with tumbler keyed lock. Door is hinged with full length stainless steel piano hinge. Corrosion resistant galvanized steel (22 gauge) inner liner with baffle opening. Formed back keeps unit 0.625" away from wall for extra fire insulation.

**Liner Capacity:** **Code 909:** 0.75 gal. (3.3 litres)

**Code 908:** 0.22 gal. (1.0 litres)

### Installation:

For unrestricted access, height of top of unit to floor must not exceed 48" (121 cm).

### Code 909-100:

The 909-100 pedestal can be used with the Code 909 to allow for floor mounting.

### Materials:

Vertical support: 2" x 2" CRS tubing (14 gauge). Ash bin mounting plate: 0.125" CRS plate. Floor mounting plate: 0.25" CRS plate. All welded construction.

**Shipping Weight:** 18 lbs. (8.16 kg)

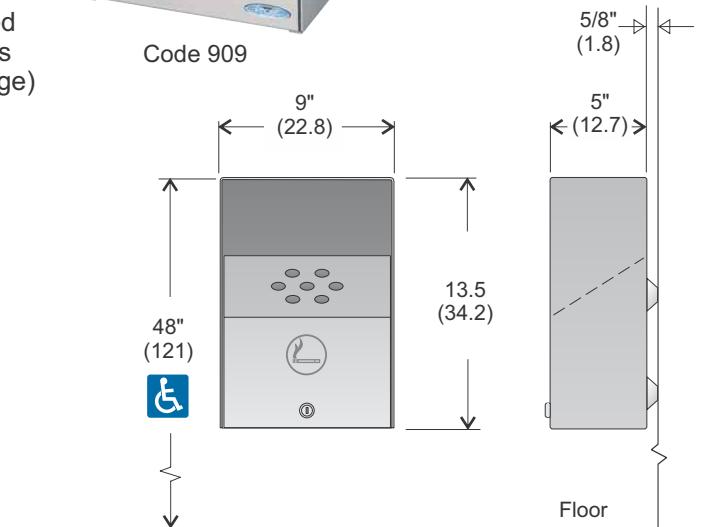
### Installation:

Use floor plate as a template to locate mounting holes. Drill holes and set anchors as required for type of floor material (anchors not included).

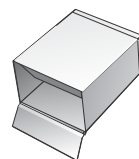


Code 909

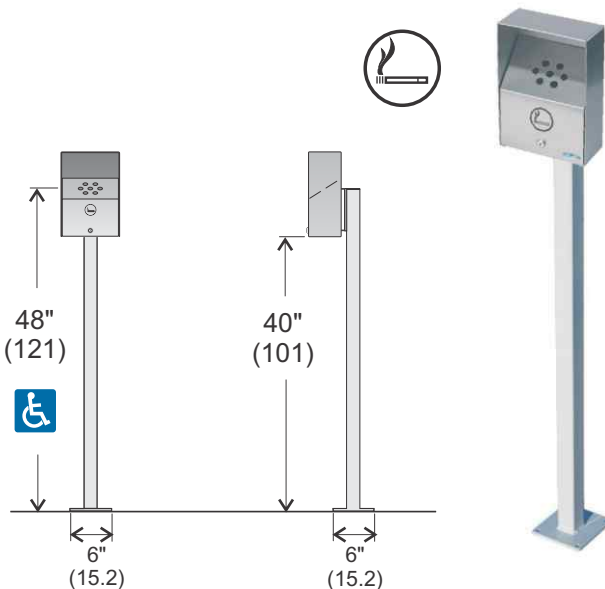
**HEAVY DUTY**



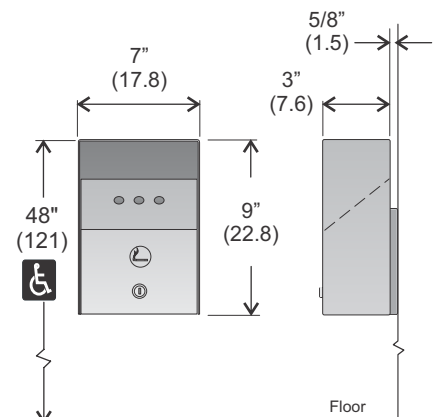
Code 908



Removable liner has hinged baffle opening



Code 909-100



## Stand Alone Smoking Station



### Code 920 Outdoor Ash Bin

**Help people butt out**

Manage entrance and smoking areas with style



#### Code 920: Free Standing Smoking Station

**Materials:** All steel construction.

Main body is 18 gauge. Base 12 gauge. Inlet grill and frame, 18 gauge stainless steel type 304.

**Finish:** RAL super durable TGIC-free polyester powder coating. Black with stainless steel.

**Features:** Tumbler keyed locked. Easy access. Large capacity receptacle: 1,500-1,800 cigarettes. (1.6 gallons).

Receptacle dimensions: 3.4" x 6" x 18.75".

Unique design is part of a family of integrated products. Concealed mounting screw locations for anchoring.

**Installation:** Easy installation in any location.

Tool provided to allow for easy assembly.

#### Dimensions:

Post: 8.25"W x 41.5"H x 5.25"D

Base: 15.75" x 15.75"

**Warranty:** 1 year warranty against defective workmanship.

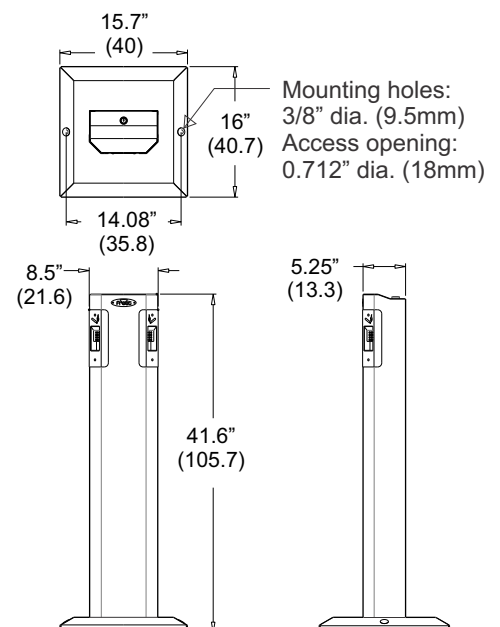
**Shipping Weight:** 34.5 lbs. (15.6 kg)

**Packaging:** Extensive use of corrugated cardboard (99% by weight), minimum use of foam pads.



Easy access to removable galvanized liner. 1.6 gallon capacity.

All stainless steel inlet opening and cigarette extinguishing screen.



## Stock Series Mirrors

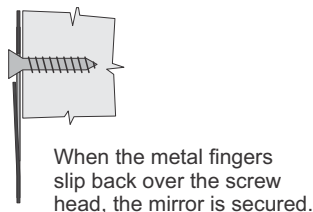
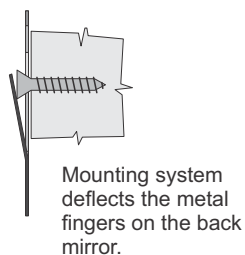
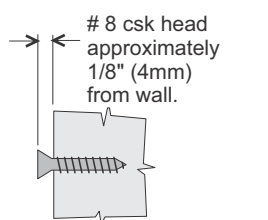
**Frost Mirrors:** Frost Products is a leading manufacturer of mirrors for regular and barrier free installations. We offer a wide range of mirror designs and sizes to suit any requirement for both commercial and institutional installations. The following outlines the various products available.

- Code 941:** Standard vandal resistant mirror
- Code 941AT:** Barrier free adjustable tilt mirror
- Code 941FT:** Barrier free fixed tilt mirror
- Code 941TG:** Tempered glass mirror
- Code 941LM:** Laminated glass mirror
- Code 941SS:** Stainless steel face mirror
- Code 942:** Frameless mirror
- Code 942SS:** Frameless stainless face mirror
- Code 945:** Solid Frame mirror
- Code 945FT:** Solid Frame, Barrier free fixed tilt mirror

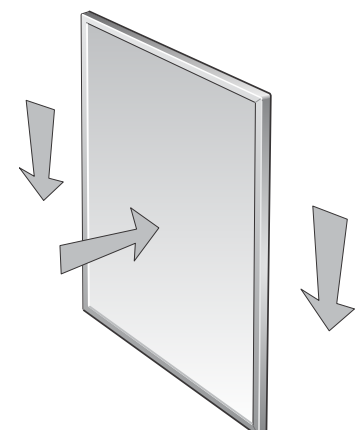
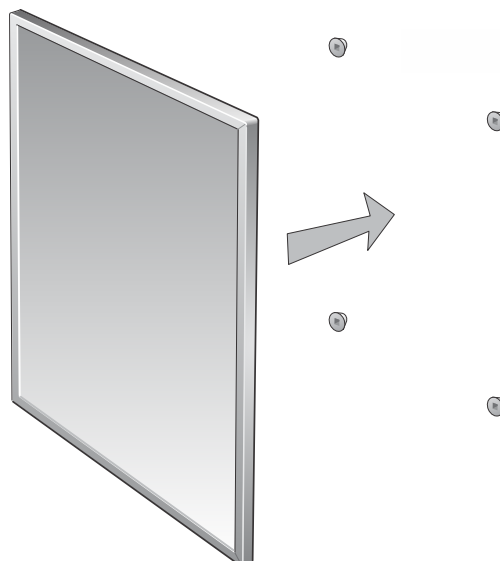


## Tamper Resistant Mounting System

### Codes 941 and 941FT



- 1** Screw in four mounting screw as shown below and in fig. 1 (full instruction sheet with hole centre locations included with mirrors)



- 2** Press mirror firmly against the wall and pull down



## Stock Series Handicap Mirrors

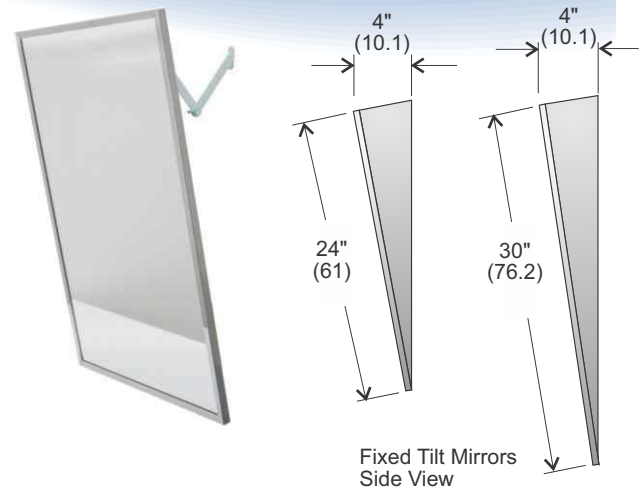
**Code 941AT:** Adjustable tilt, (handicap)  
**Code 941FT:** Fixed tilt, (handicap)

### Specifications:

One piece frame of type 430 bright annealed polished stainless steel with mitred corners. Fixed tilt portion of mirror is 20 gauge bright annealed stainless steel. Mirror is 4mm float glass conforming to GS12GD5A type IB guaranteed against silver spoilage for 10 years. Mirror back plate consists of shock resistant primary back combined with galvanized secondary back. Vandal resistant mounting.

**Standard Size:** 18" (46 cm) x 24" (61 cm) and 16" (40.6 cm) x 30" (76.2 cm).

**Installation:** Position bottom of tilt mirrors 48" (121 cm) from floor. Positions may vary depending on the type of installation.



## Stock Series Mirrors

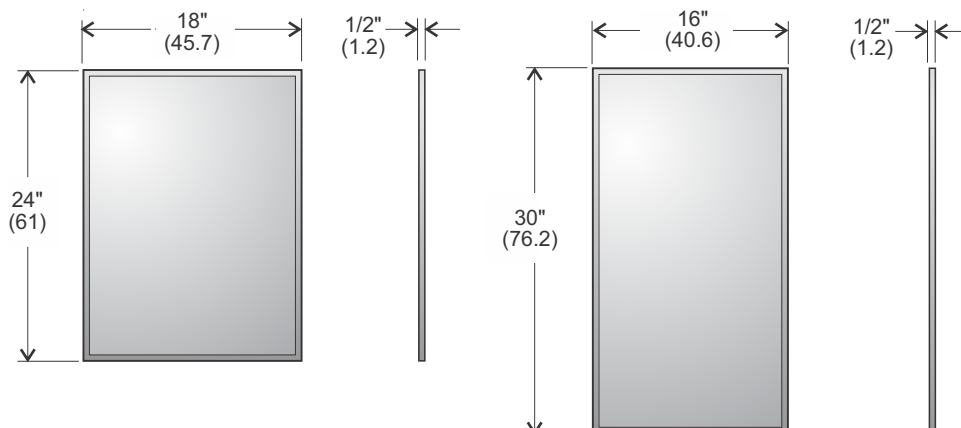
**Code 941-1624:** Vandal resistant mirror, 16" x 24"  
**Code 941-1630:** Vandal resistant mirror, 16" x 30"  
**Code 941-1824:** Vandal resistant mirror, 18" x 24"  
**Code 941-1830:** Vandal resistant mirror, 18" x 30"  
**Code 941-2424:** Vandal resistant mirror, 24" x 24"  
**Code 941-2430:** Vandal resistant mirror, 24" x 30"  
**Code 941-2436:** Vandal resistant mirror, 24" x 36"

### Specifications:

One piece stainless steel channel frame with mitred corners provides rigid assembly. Comes in bright annealed finish. Vandal resistant concealed three way mounting. Comes in flush wall mount and fixed tilt. 4mm glass with shock resistant primary back. Full galvanized back panel.

### Installation:

Position bottom of non-tilt mirrors 39" (100 cm) from floor. Positions may vary depending on the type of installation.




## Heavy Duty Shelf

**Code 950:** Stainless steel 5.5" depth  
**Code 950-4:** Stainless steel 4" depth

### Specifications:

New rounded corner shelf with safety edges on all protruding sides is 22 gauge stainless steel no. 4 brushed finish welded to stainless steel wall plate. Available in 4" and 5.5" depths and standard 18", 24", and 36" lengths. Customs sizes also available up to 54" (137 cm).

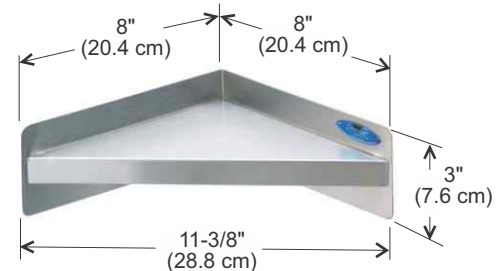


## Corner Shelf

**Code 950-8x8":** Stainless steel corner shelf

### Specifications:

Corner shelf is ideal for applications such as shower or regular bathroom stalls. All welded construction of 22 gauge no. 4 brushed finish stainless steel.



## Flip Up Shelf


**Code 955:** Stainless steel type 304 no. 4 finish

### Specifications:

All stainless steel construction 18 gauge type 304 no. 4 finish. Shelf is spring loaded which will return to upright position when load is removed. Mounting bracket fabricated of 18 gauge stainless steel type 304 no. 4 finish.

**Shipping Weight:** 3 lbs. (2 kg) per unit

Secure to wall using mounting holes and screws provided. For barrier free mounting ensure that top of unit does not exceed 48" (120 cm) above floor level.



## Standard Washroom Signage

**Code 960:** Male symbol  
**Code 961:** Female symbol  
**Code 962:** Wheelchair, Male  
**Code 963:** Wheelchair, Female  
**Code 964:** Handicap symbol only  
**Code 965:** Male/Female symbol  
**Code 966:** Male/Female/Handicap symbol

### Specifications:

Durable engraved plastic signage. Engraved portions are white with blue relief. All codes come with English Braille embossing. All signage is self adhesive.

**Dimensions:** Code 961,961: 4" x 6" Code 962-966: 6" x 6"



# Retractable Shower Seats



## Full Wall Mounted Shower Seat

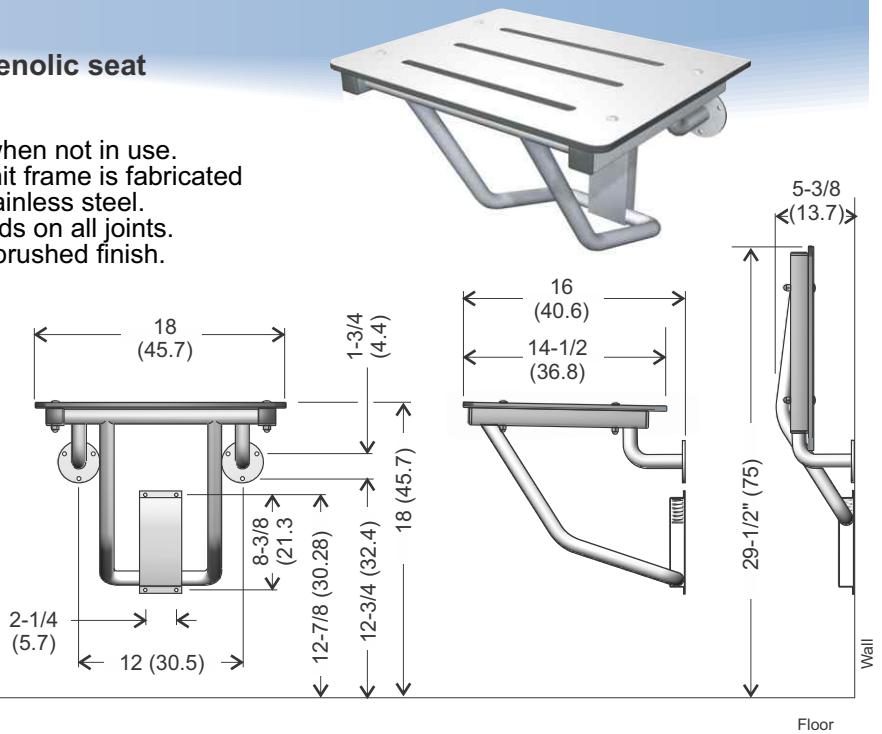
**Code 972:** Stainless steel, white phenolic seat

### Specifications:

Compact flip up shower seat retracts out of way when not in use. One piece phenolic top, 0.3125" (8 mm) thick. Unit frame is fabricated from 1" O.D. 18 gauge brushed finish type 304 stainless steel. Welded construction, features full 360 degree welds on all joints. Support and flanges are also stainless steel with brushed finish.

**Installation:** Mounting hole locations are for reference when providing in wall support. Mounting screws provided.

**Safety Warning:** The Code 972 and 975 must be installed by qualified trades persons. Installers must consult and comply with local building codes. Mounting hardware and other systems to be determined by contractor and installer pending specific structure, design, and conditions. All installations must be fully inspected and approved by property owners and maintenance personnel prior to seat being put into use. Failure to comply to proper installation procedure will void warranty and may result in malfunctioning or injury.

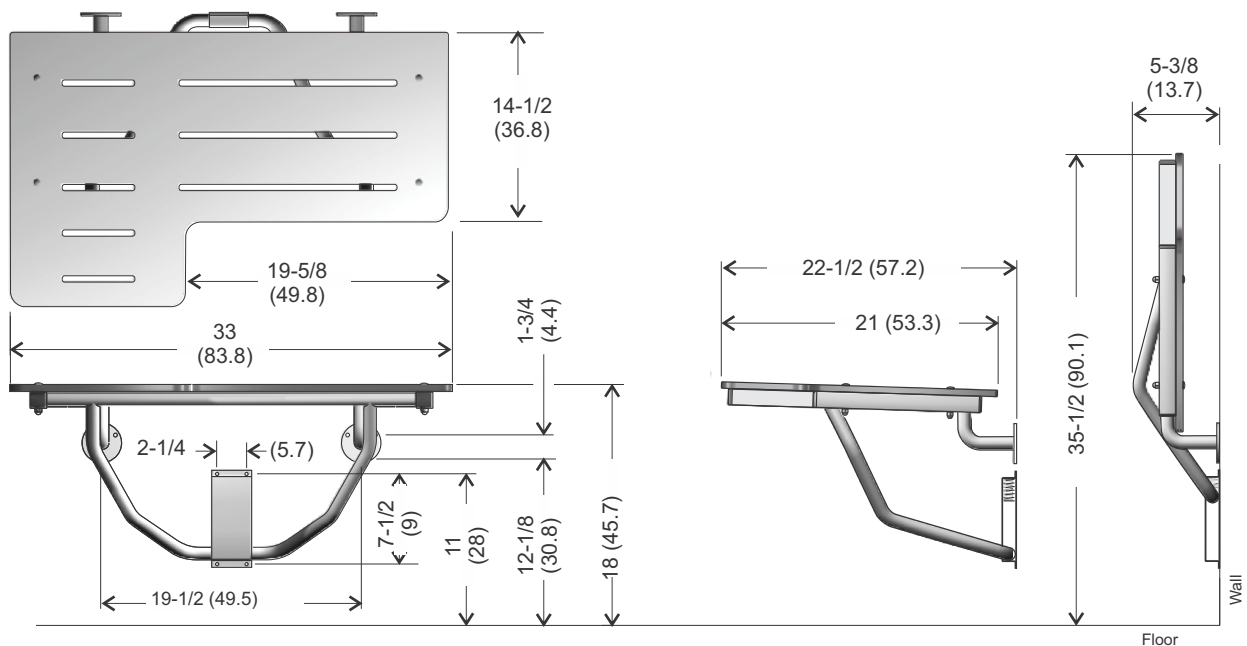


## Full Wall Mounted Shower Seat

**Code 975:** Stainless steel, white phenolic seat, barrier free design

### Specifications:

Compact flip up shower seat retracts out of way when not in use. One piece phenolic top, 0.3125" (8 mm) thick. Unit frame is fabricated from 1" O.D. 18 gauge brushed finish type 304 stainless steel. Welded construction, features full 360 degree welds on all joints. Support and flanges are also stainless steel with brushed finish. Mounting hole locations are for reference when providing in wall support. Mounting screws provided. See installation note above. When ordering specify right or left handed (right shown).



## Grab Bars Stainless Steel

### Specifications: Stainless Steel

**SP** suffix denotes a 32mm (1.25") diameter grab bar.

**NP** suffix denotes a 38mm (1.5") diameter grab bar.

Both styles feature:

1.5" wall clearance

Type 304 stainless steel tube is with 0.049" thick wall

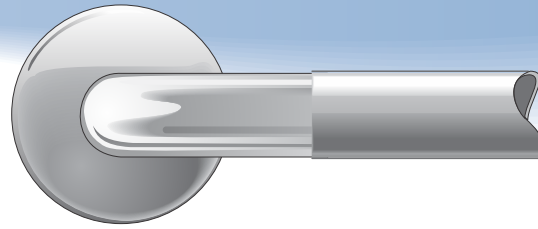
Polished to a satin finish

Flanges stamped in 12 gauge stainless steel and

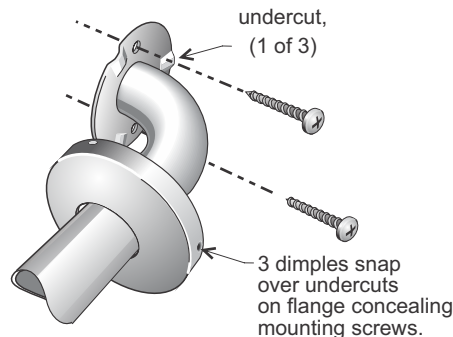
heliarc welded to bar for maximum strength

All stainless steel grab bars utilize concealed fastener mounting

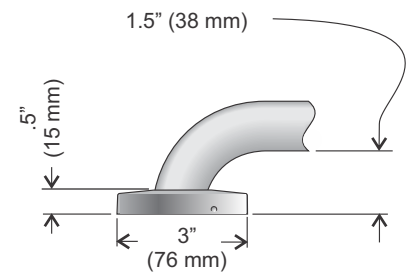
The illustration to the right details the snap flange concealed mounting design



Detail showing peened grab area



Snap flange mounting



Snap flange dimensions

## Stock Series Grab Bars Ready to Ship

<b>Code 1001 12":</b>	<b>Available in 1-1/4" (SP) or 1-1/2" (NP) dia.</b>
<b>Code 1001 18":</b>	<b>Available in 1-1/4" (SP) or 1-1/2" (NP) dia.</b>
<b>Code 1001 24":</b>	<b>Available in 1-1/4" (SP) or 1-1/2" (NP) dia.</b>
<b>Code 1001 30":</b>	<b>Available in 1-1/4" (SP) or 1-1/2" (NP) dia.</b>
<b>Code 1001 36":</b>	<b>Available in 1-1/4" (SP) or 1-1/2" (NP) dia.</b>
<b>Code 1001 42":</b>	<b>Available in 1-1/4" (SP) dia.</b>
<b>Code 1001 48":</b>	<b>Available in 1-1/4" (SP) or 1-1/2" (NP) dia.</b>
<b>Code 1003 30"x30":</b>	<b>Available in 1-1/4" (SP) or 1-1/2" (NP) dia.</b>


All stock series grab bars are now available in white epoxy finish.

### Specifications:

The Frost stock series grab bars are of an all stainless steel construction. The brushed and peened finish make this an attractive cost effective product to specify for any installation. Stamped flange is 12 gauge stainless with a full 360 degree bead weld to the 18 gauge stainless tubing. Features concealed mounting detailing as shown in illustration above.

### Barrier Free Access:

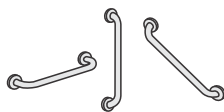
The Frost stock series bars comply with handicap codes requiring 1-1/4" to 1-1/2" bar diameter and wall clearance of 1-1/2". Barrier free access specifications may vary depending on jurisdiction.





## Grab Bars

**Code 1001 for:**  
Horizontal, Vertical & 45 degree  
angle mounting. All grab bar  
styles have 1-1/2" wall clearance

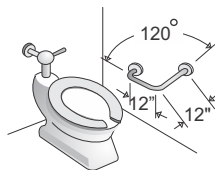


Description:  
Stainless Steel

Code

1001

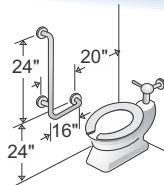
12", 16", 18", 24", 30"  
32", 36", 42", 48"



Code

1002

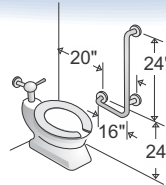
12" x 12"  
24" x 24"



Code

R1003

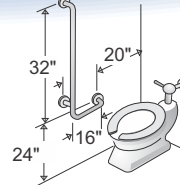
16" x 24"



Code

L1003

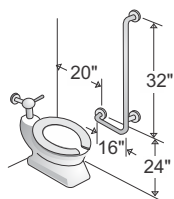
16" x 24"



Code

R1003

16" x 32"

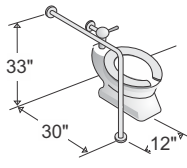


Description:  
Stainless Steel

Code

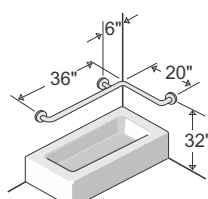
L1003

16" x 32"



Code

1015



Code

1016

## Flip Up Safety Rail

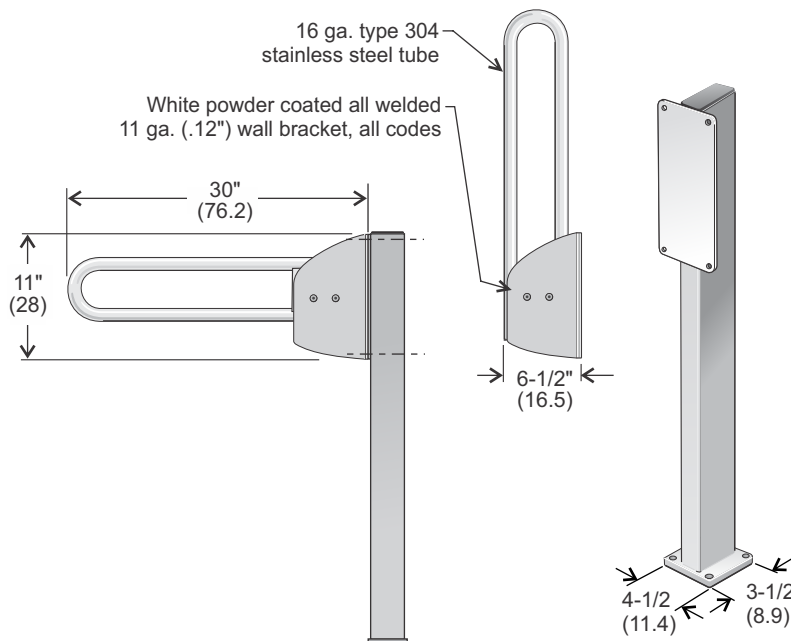
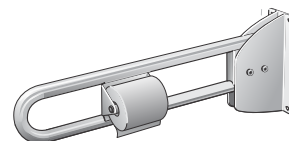
- Code 1055-W:** Safety rail, white finish
- Code 1055-S:** Safety rail, stainless steel, type 304 no. 4 finish
- Code 1055-FTS:** Safety rail, stainless steel, with toilet tissue dispenser in white finish
- Code 1055-FTW:** Safety rail, white finish, with toilet tissue dispenser in white finish
- Code 1055-500:** Code 1055 Carrier Stand, white finish

### Specifications:

These units are highly recommended by barrier-free design experts because they provide the optimum approach path for wheelchair use. Consult applicable codes for specific requirements.

**Materials:** Tubing is 16 gauge type 304 1.25" O.D. (outside diameter) stainless steel with exposed surfaces in peened satin finish or 16 gauge steel with white finish. Swing up bar is only as strong as the wall and anchors to which it is attached. Grab bar must be securely fastened to wall to withstand the load it is intended to support. Mandrel bending process on all curves maintains uniform bends.

**Operation:** Grab bar is manually lowered to horizontal support position and raised for departure. A locking system enables the flip up grab bar to be locked in either a horizontal or retracted position. Large inner web eliminates potential pinch point during operation.



1055-500

## Aerosol Dispenser

### Code 1107: Programmable Aerosol Dispenser

#### Specifications:

Clean low maintenance design will suit most office and retail installations.

**Features:** Built in LCD clock displays time for easy programming of starting and stopping spray intervals. Set spray start and spray stop to suit your office hours. Spray intervals can range from 1 minute to 60 minutes.

**Canister Capacity:** 300 CC. Typical service life of the canister: 3,000 sprays.

(field example: 90 working days when used at 15 min. intervals 9:00 a.m. to 5:00 p.m.). After 3,000 sprays, the dispenser stops automatically (can be reset). Ultra quiet spraying.

**Battery Details:** Service life: 10,000 sprays or 1 year, (2 "D" sized heavy duty alkaline batteries)




## Janitorial Accessories

### Deodorizer

Code: 1100

#### Specifications:

Chrome plated 20 gauge steel surface mounted fixture holds all standard size deodorant blocks.



### Broom / Mop rack

Code 1113: 3 holders 26" long

Code 1114: 4 holders 36" long

#### Specifications:

All welded construction of type 304 stainless steel with no. 4 brushed finish. Custom sizes available on request.



### Corner Guard

Code 1117

#### Specifications:

18 gauge stainless steel, no. 4 brushed finish.

**Dimensions:** 4" x 4" x 40" (10 x 10 x 101.6 cm)

**Installation:** Full length self adhesive backing (1/2" x 40") allows for quick installation.



### Kick Plate

Code 1118



#### Specifications:

Stainless steel (20 gauge) type 304 # 4 finish. Radius corners. Comes with 8 stainless steel mounting screws to ensure even mounting to door.

### Wet Floor Sign

Code 1119

#### Specifications:

Stainless steel (20 gauge) type 304 # 4 finish. Radius corners. Rubber extrusion on handle. Easy opening and closing. Silk screened graphics. Rubber feet.

Heavy sturdy design is less likely to be blown over in the wind.



### Sanitizer Stand

Code 1600

#### Specifications:

Base and upright tube are one piece all welded construction (18 gauge CRS) with a silver epoxy finish. Mounting plate is 12 gauge CRS in a white epoxy coated finish.

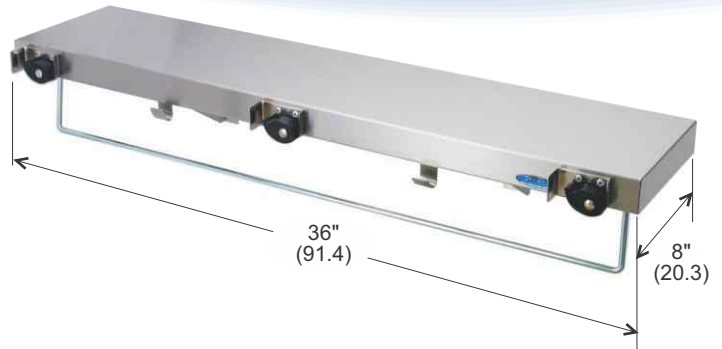


## Janitorial Shelf

**Code 1115: Janitorial Shelf, stainless steel**

### Specifications:

All welded construction of 20 gauge type 304 stainless steel no. 4 brushed finish. Shelf features 3 mop or broom holders, 2 pail hooks and a 5/16" diameter chrome plated rod for drying cloths.



## Infant Change Table

**Code 1125: Standard flip down change table (horizontal design)**

**Code 1124-S: Stainless Steel, recessed mounted, surface mounted baby change table**

### Specifications Code 1125:

- Static load capacity: 250 pounds (115 kg.)
- Four-inch depth complies with A.D.A. and ANSI
- A117.1 Handicapped accessibility
- Oversized hinge and safety stop system with tamper proof hardware
- Multilingual instructions, integral diaper bag hooks, easy opening and closing, and child protection strap
- Constructed of 100% high-density polyethylene
- Fully sealed polyethylene components allows easy cleaning
- Smooth exposed surfaces and concealed pneumatic gas spring mechanism
- Built-in liner dispenser accepts standard multifold towels or sanitary liners

**Overall Dimensions:** 36" (90.14 cm) W x 22" (56.5 cm) H x 4" (10.1 cm) D, 20.5" (52 cm) D when open



### Specifications Code 1124-S:

- Can be recessed or surface mounted
- Type 304 no. 4 stainless steel front and KYDEX antimicrobial plastic cradle
- Safety Strap and clear multi language labeling
- Concealed pneumatic gas springs allow for smooth action opening and closing
- Can withstand 400 lbs. (181 kg) of static weight
- For use with ages up to 3.5 years and weighing less than 50 lbs (22 kg)
- ASTM F2285 and ADA compliant

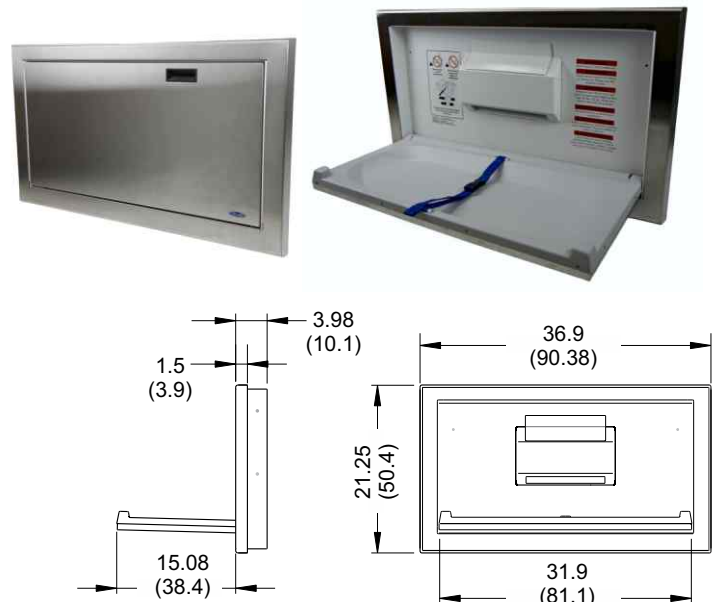
### Overall Dimensions:

#### Surface Mounted:

36.9" (90.38 cm) W x 21.25" (50.4 cm) H x 3.98" (10.1 cm) D, 19" (48.5 cm) D when open

#### Recessed Mounted:

36.9" (90.38 cm) W x 21.25" (50.4 cm) H x 1.5" (3.9 cm) D, 16.5" (42.3 cm) D when open




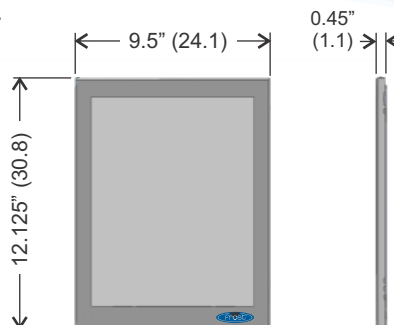
## Code 1120: Event Log Display Frame, stainless steel finish

### Specifications:

Ideal for any areas that are accessed by the general public.

### Features:

- Tamper resistant opening without the use of a key
- Ability to update form without removing paper
- Complete enclosure of paper (8.5" x 11")
- Durable acrylic glazing
- All stainless steel frame
- Easy opening and closing
- Mounting screws provided



## Towel ring

### Code 1126SS

Material: Stainless steel



## Soap Holder

### Code 1132S

Material: Stainless steel

Wall box size:  
5.25" x 5.25" x 1.5"

Also available in heavy duty design.



## Towel Shelf, 24"

### Code 1127S

Material: Stainless steel



## Soap Holder & Grip Bar

### Code 1133S

Material: Stainless steel

Wall box size:  
5.25" x 5.25" x 1.5"

Also available in heavy duty design.



## Clothes line, locking & retractable

### Code 1128

Material: Chrome, line extends 9'



## Recessed Toilet Paper Holder

### Code 1134S

Material: Stainless steel

Wall box size:  
5.25" x 5.25" x 1.5"



## Wall Mounted Bottle Opener

### Code 1129SS

Material: Stainless steel



## Surface Toilet Paper Holder

### Code 1135S

Material: Stainless steel





## Wall Mounted Washroom Accessories

### Soap Dish

**Code 1136S:** Stainless Steel

### Towel Bars

**Code 1140S:** Stainless 18"  
**Code 1141S:** Stainless 24"  
**Code 1142S:** Stainless 30"  
**Code 1143S:** Stainless 36"

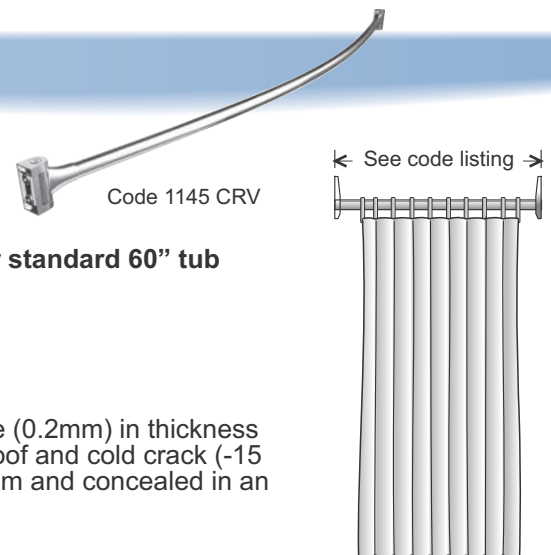


### Robe Hook

**Code 1138S:** Single/Stainless  
**Code 1139S:** Double/Stainless

## Shower Curtains and Accessories

**Code 1144:** Chrome Shower rod 60" x 1" dia.  
**Code 1144-500:** Hold Back Hook and Chain  
**Code 1144-501L:** Curtain Hooks (pack of 12, stainless steel)  
**Code 1144-502:** Shower Curtain 48" x 78"  
**Code 1144-503:** Tub Curtain 70" x 72"  
**Code 1145-CRV:** Curved stainless Shower rod, brushed finish, for standard 60" tub  
**Code 1145-S:** Stainless Shower rod 5' x 1-1/4" dia.  
**Code 1145-72SS:** Stainless Shower rod 72" x 1-1/4" dia.  
**Code 1145-36SS:** Stainless Shower rod 36" x 1-1/4" dia.



### Specifications:

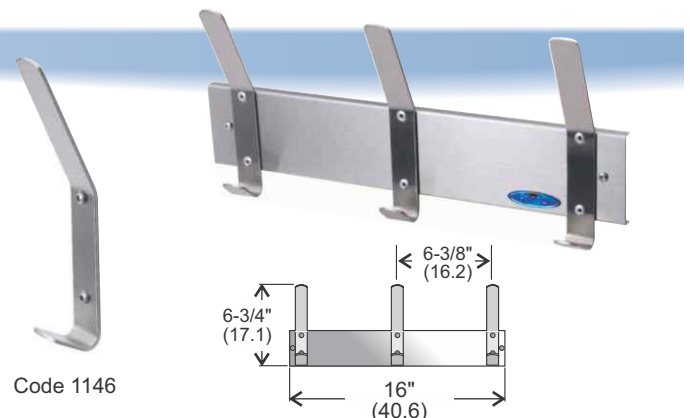
Shower curtains are made of 100% mildew and cold treated PEVA, 8 gauge (0.2mm) in thickness and have a suede embossed colour fast finish. The curtains are mildew proof and cold crack (-15 degrees C) treated. The shower ring grommets are reinforced with aluminum and concealed in an extra strength header. Shower curtain comes in standard white colour.

## Coat Hooks

**Code 1146:** Stainless Steel, single hook  
**Code 1146B:** Stainless Steel, single hook with bumper  
**Code 1147:** Stainless Steel, three hook strip

### Specifications:

Hooks are fabricated from 12 gauge (0.1") thick solid stainless steel. Hook ends are 1" (2.54) radius with all edges deburred. Hook strip fabricated from 20 gauge stainless steel.



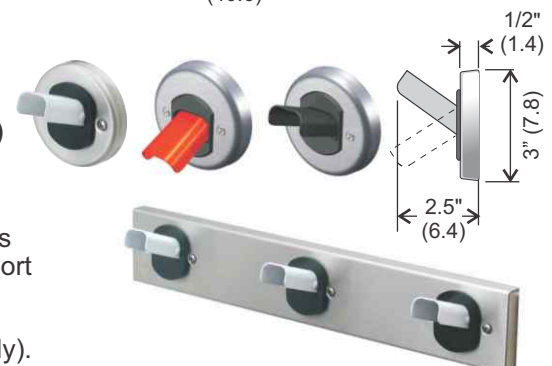
## Safety Coat Hook

**Code 1150:** White hook with stainless steel base (single hook)  
**Code 1150BK:** Black hook with stainless steel base (single hook)  
**Code 1150-SS:** Stainless steel hook on stainless steel base (single hook)  
**Code 1150-3:** White hook on stainless steel strip, (three hook strip)

### Specifications:

All stainless steel type 304 no. 4 finish. Hook is epoxy coated 18 gauge stainless steel, providing a smooth burr free edge. Spring loaded coat hook will only support weight of coat or jacket, heavier objects will slip off. Coat hook will not support loads in excess of 25 lbs. (11 kg), patented.

**Alternative colours available:** On special order (5-6 week lead times may apply).  
 Note: Colour suffixes: B: blue, BK: black, R: red (example: Code 1150R denotes red hook on stainless base)



## Dryers

## Warm Air Hand/Hair Dryers

- Code 1187: Auto "no touch", white finish, 120 v.  
 Code 1187-1: Auto "no touch", white finish, 220 v.  
 Code 1190: Auto "no touch", Heavy Duty, brushed steel finish, 120 v.  
 Code 1190-1: Auto "no touch", Heavy Duty, brushed steel finish, 220 v.  
 Code 1192: Auto "no touch", High Speed, white finish, 120 v.  
 Code 1193: Auto "no touch", High Speed, stainless steel, 120 v.  
 Code 1194: Ecofast, hands free dryer, polished stainless finish, 120v.  
 Code 1195: Ecofast, hands free dryer, white finish, 120 v.  
 Code 1196: Ecofast, hands free dryer, brushed stainless, 120 v.  
 Code 1198: Ecofast, hands free dryer, black epoxy finish, 120 v.

**Specifications Code 1187:**

Approximately 20 second drying time. Sensitive distance of sensor: 4-12" (10-30 cm). Touch free sensor is activated when hands are placed within the set range under spout. There is a 0.6 sec delay for *ON* and a 2 second delay for *OFF*. The power will be cut off automatically in cases of irregular use over 120 seconds, sensor will reset during normal use. Sensor is 100% moisture proof. Warranty: 5 years.

**Wind Measure:** 161 cfm, (274 m<sup>3</sup>/h), Wind velocity: (16.5m/sec).

**Installation:** Ensure when mounted that dryer is 12" (30 cm) above any fixed or movable objects. For unrestricted access ensure bottom of dryer does not exceed 48" (220 cm) from floor. Four threaded mounting anchors and hole location template provided.

**Specifications Code 1192/1193:**

Drying time: between 7-10 seconds. Blue L.E.D. Helps target ideal drying area. Outer casing is drawn steel with porcelain enameled finish. Whole unit is rated at 1600 watts. Heating element is 900 watts brush motor with dual ball bearings 700W, 18000 R.P.M.

**Operating Voltage:** 110-120 Vac, 50/60Hz, 1.3 - 1.6 kw. Motor thermal protection: contains an auto resetting thermostat which turns the unit off at 105 C (221 F). Motor overload protection: Heater thermal protection: An auto resetting thermostat turns the unit off at 85 C (185 F). Air speed output: 100 m/s (225 mi/hr). Sensor range: 7" (18 cm) adjustable. 14.6 lbs. (6.6 kg).

### Specifications Code 1194, 1195, 1196, & 1198:

**Features:** Drying time: 10-15 seconds. Outer casing is 18 gauge drawn in white powder coat finish (1195), black epoxy finish(1198), stainless steel with chrome finish (1194), stainless steel satin finish (1196).

**Lead Info:** Minimum Energy Performance: Design and Construction, EA Prerequisite 2  
Optimize Energy Performance: Design and Construction, EA Credit 1

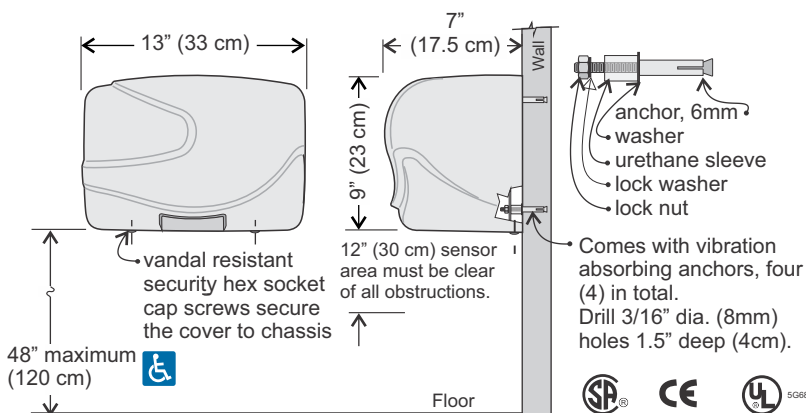
**Operating Voltage:** Whole unit is rated at 1000 watts. Heating element: 500 watts.

Operating Voltage: 110-120 Vac, 50/60Hz, Amps: 1.0kw. Standby Power: Less than 0.5W.

Brush motor: 0.67 HP, 16k - 29k R.P.M, dual ball bearings. Motor thermal protection:

Auto resetting thermostat turns unit off at 85 deg.C(185 deg. F).Sensor range: 6"-7" (15-18cm). Air speed output: 45.5 - 70 m/s (164 - 252 km/hr), Volume: 71-102 m3/h, (42-60 CFM). 1198: 95-115 m/s (212-257 mi/hr) Volume: 80 m3/h, (47 cfm).

Sound Level: 68.9 dB-A @ 2m. Air output temperature: 55 degrees C (131 deg. F).



**Durable,  
Economical  
and  
Hands Free**



Code 1187



Code 1190



Code 1192



Code 1193



Code 1194



Code 1195



Code 1196



ADA Compliant  
4" (10.1cm) Unit Depth



Code 1198

# Property Management, Site Furnishings

## Salt/Sand Bin

**Code 2000: Big Thaw Salt/Sand Bin**

**Materials:** All heavy gauge steel construction. Rotationally moulded polyethylene liner.  
**Finish:** RAL super durable TGIC-free polyester powder coating.  
**Features:** Counterbalanced lid for safe and easy access. Sealed storage compartment helps extend the storage life of salt. Holds up to 750 lbs. depending on material density. Pad lock latch included, (lock not included). Unique design is part of a family of integrated products. Clean detailing in a rugged practical application. Easy installation comes fully assembled. Mounting holes for anchoring provided.  
**Dimensions:** 36.4"w x 27.5"h x 25.5"d.



**Code 2000**

## Waste Receptacle

**Code 2020: Stingray Waste Receptacle**

**Materials:** All steel construction, heavy gauge cold rolled steel. Rotationally moulded heavy duty plastic liner. Capacity: 35 imp. gal., 160 litres.  
**Finish:** RAL super durable TGIC-free polyester powder coating.  
**Features:** Side opening, allows easy and ergonomic access to waste receptacle. Latch closing. Unique design is part of a family of integrated products. Clean detailing in a rugged practical application. Easy installation (fully assembled). Mounting holes for anchoring provided.  
**Dimensions:** 39"h x 23" in diameter.



**Code 2020**

## Benches

**Code 2040: Stream Bench, 4 foot length**

**Code 2060: Stream Bench, 6 foot length**

**Materials:** All steel heavy gauge construction, 12 gauge cold rolled steel.  
**Finish:** RAL super durable TGIC-free polyester powder coating.  
**Features:** Unique design is part of a family of integrated products. Clean detailing in a rugged practical application. Built in arm rests. Ergonomic, with lumbar support. Comes fully assembled. Mounting holes for anchoring provided.  
**Dimensions:** Code 2040, 4': 48"w x 34"h x 25"d  
Code 2060, 6': 72"w x 34"h x 25"d



**Code 2040**

## Bike Racks

**Code 2070: Bike Stop, ring bike rack for 2 bikes, square tubing**

**Code 2080: Linguini, heavy duty flat bar bike rack for 5 bikes**

**Code 2090: Surf, tubular bike rack for 6 bikes**

**Materials:** All steel construction, heavy gauge cold rolled steel.  
**Finish:** RAL super durable TGIC-free polyester powder coating.  
**Features:**  
2070: Two ring two bike design. Square tube on the Bike Stop foils pipe cutter thieves.  
2080: Five bike rack, square flat plate on the Linguini deters pipe cutter use.  
2090: Six bike rack, features wheel rest recess.  
All codes feature a unique design that is part of a family of integrated products with clean detailing for rugged and practical applications. Easily installed (fully assembled). Mounting holes for anchoring provided.  
**Dimensions:** 2070 Bike Stop: 12"w x 39"h x 4.5"d  
2080 Linguini: 45"w x 30"h x 2"d  
2090 Surf: 32"w x 25.75"h x 27.75"d



**Code 2070**



**Code 2080**



**Code 2090**

**All Site Furnishing Codes:**

**Installation:** Holes provided for anchor mounting.

**Warranty:** 1 year warranty against defective workmanship.

**Colours:** Black is stock, Red, Blue, Green and Yellow are available, inquire about lead times.



Frost Products Limited  
5280 John Lucas Drive  
Burlington, Ontario  
Canada, L7L 5Z9

Tel. 905.332.5700  
Fax. 905.332.7105  
[www.FrostProductsLtd.com](http://www.FrostProductsLtd.com)  
[info@FrostProductsLtd.com](mailto:info@FrostProductsLtd.com)  
Quick link: [www.FrostPL.com](http://www.FrostPL.com)

## Professional Affiliations:



## Frost specialty line of products:



Frost Products has been serving the Architectural, Institutional, Janitorial and Service industries for over fifty years. Our quality and value offer a perfect fit for both large and small installations (shown above, our line of specialty products developed to address today's needs and enhance any installation).



## Frost Representatives

Frost Products Ltd. has qualified representatives across Canada to help you with product selection, site planning and field service inspections for any installed Frost product. Our representatives can also offer expert advice on how to best take advantage of our full product line and custom fabrication abilities. For the name and address of the Frost representative nearest you contact us at (905) 332-5700. You can also fax your request to (905) 332-7105 and we'll get back to you in the same business day to answer any questions you may have. Frost is committed to quality and service, we welcome the opportunity to serve you.

## Guarantee

Frost products are guaranteed from defects in workmanship or material for a period of one year from the date of purchase. If any Frost product proves to be defective, it will be repaired or replaced without charge.

## Distributed by: